

DENIM

& Lace

Othello Fair 2024



Othello Fair 2024

September 11th to the 14th

831 S. Reynolds Road, Othello WA 99344

www.othellofair.org

Follow us on Facebook at

<https://www.facebook.com/adamscountyfairwa?mibextid=LQQJ4d>

2024 EXHIBITORS' GUIDE

Othello Community Fair & Livestock Sale

MISSION STATEMENT

"Our mission is to foster a positive experience for the youth and community of the Columbia Basin through educational experience of participation in the free enterprise system. Teaching honesty, hard work, preparedness, compassion, marketing, and a vision for the future."

GENERAL INFORMATION

Campground Form & Rules	10
Dairy Heifer Sale Rules & Regulations	14
General Rules & Regulations	4
How to become an Exhibitor	4
Livestock Health Requirements	12
Livestock Policies, Rules & Regulations	11
Market Sales & Regulations	13
Vendor Booths//Concessions	8

LIVESTOCK DEPARTMENTS

Beef	19
Dairy	21
Goat	23
Horse	25
Poultry	33
Rabbits	31
Sheep	35
Swine	36

STILL LIFE DEPARTMENTS

4H Exhibits	55
Art	38
Baked Goods	38
Crafts	43
FFA Exhibits	64
Field Crops	44
Flowers	45
Food Preservation	40
Horticulture	65
LEGO	54
Needlework	49
Paper Art	53
Photography	52
Quilting	50
Sewing	41
Wood/Shop Work	53

CONTESTS

Daily Contests	17
Herdsmanship	16
Homemaker	37
Largest Pumpkin	48
Little Bucket Calf (Dairy)	22
Little Bucket Calf (Beef)	20
Livestock & Dairy Judging	18
Livestock Fitting & Showing	9
Round Robin	17
Spud Contest	44

FAIR BOARD LINE OFFICERS 2024-2025

Becky Jo Flint.....President
Julie ReedVice-President
Tammy Everett.....Treasurer
Elizabeth Guse.....Secretary
Kylie GreySgt. of Arms

LIVESTOCK LINE OFFICERS 2024-2025

Elizabeth Hall.President
Kees Weyns...Vice-President
Todd AshtonTreasurer
Stephanie Melgren.....Secretary
Becky Jo FlintSgt. of Arms

LIVESTOCK SUPERINTENDENTS 2024-2025

Brad Boersma.....Beef
Jim Shade.....Dairy
Jessica Harper.....Goats
Kyra GrantHorse
Stephanie Melgren.....Poultry
Elizabeth Hall.....Rabbit
Ryan Hollenbeck.....Sheep
Ryan Sams.....Swine

Lost and Found is located in the fair office. Items will be kept for one week after the fair closes.

HOW DO I BECOME AN EXHIBITOR? EASY!

“I Can Make That” says everyone.

1. Look through the Exhibitors' Guide and determine if you have items that you have created, grown, baked, etc. **within this past year. *Read livestock rules for**
2. ALL building exhibitors must register all items online at www.othellofair.org before deadline dates (August 30th by 5pm).
3. Bring your entries to the fairgrounds **Tuesday, September 10th from 12:00pm - 7:00pm.**
4. Exhibitor (Livestock only) packets may be picked up at the back entrance gate. The packet will include a your wristband (which is required for the exhibitor to get into the fair), a receipt for all fees paid to the fair, and for livestock exhibitors, your show ring number.
5. Car passes and additional weekly passes will be included in your campground packet if you purchased those in advance.
6. Our fair family will direct you to the Exhibitor's Building where, with the help of a Department Superintendent, you will fill out an entry tag.
7. Leave your item to be judged and enjoyed.
8. You can view your items and all exhibits throughout the fair.
9. All items, ribbons, and special prizes can be **picked up** at the conclusion of the fair **Sunday, September 15th by 12:00pm.**
10. Most important Have Fun! Be Safe!

Othello Fair will not be responsible for loss, damage or injury of any person, animal or personal property while on the fairgrounds or in connection with fair activities. The fair management will take every precaution within its power for the safe preservation of all animals, articles, exhibits and displays.





Welcome to

Columbia Basin Health Association

Columbia Basin Health Association is one of Washington State's premier federally qualified health centers and a trusted health partner. Serving patients throughout Adams County, and parts of Grant and Franklin Counties, our clinics continue to set a high-standard for comprehensive, inclusive medical care that puts patient well-being at the forefront of everything we do. From family health and routine check-ups to state-of-the-art treatments and therapies, Columbia Basin Health Association is there to ensure that our patients, our neighbors, and our communities have access to world-class healthcare, regardless of their circumstances.

Thank you to our generous
advertising sponsor!

GENERAL RULES & REGULATIONS

ENTRIES

1. Only residents of Adams, Franklin, Grant, Lincoln, and Whitman counties may exhibit at the Othello Fair. The exception is for exhibitors with breeding stock, which is open to all Washington State residents.
2. All Exhibitors must register all items online by due dates listed.
3. No exhibits may be entered in more than one class. Special exhibit limits may apply in some departments.
4. All exhibits will be entered between 12:00pm and 7:00pm on Tuesday of fair week.
5. Exhibitors must register and be assigned an exhibitor's number prior to arriving at the fairgrounds. One exhibitor number should be used for all exhibits entered by an individual in still life and/or livestock.
6. **NO EXHIBITS OR LIVESTOCK ARE TO BE REMOVED UNTIL SUNDAY BETWEEN 8:00AM AND NOON INCLUDING TACK OR DECORATIONS, or EXHIBITORS MAY FORFEIT PREMIUM POINTS.**
7. The Othello Fair Board reserves the right to remove ANY individual or group who's conduct or actions are not in the best interest of all fair goers and exhibitors.

JUDGING

1. All livestock division premiums will be judged on the Danish system except in the Open Adult Class of Beef, Dairy, Swine, Sheep, and Horses. **JUDGES DECISIONS ARE FINAL.**
2. The best entry from each Section may be awarded Best of Class, The Best of Show is selected from the Best of Class Winner.
3. No additional premium points are given for special ribbons.
4. For an exhibit to qualify for a champion ribbon it must first receive a blue ribbon in its class.
5. Any person violating any rules will forfeit any/all premiums.
6. All premium checks will be mailed to the exhibitors at the end of fair to the address used during registration. Checks will be mailed as soon as all information is verified. (approx. 4-8 weeks)
7. They will have a void date on them.

HOURS

1. Fairgrounds will open at 8:00am daily and close at 10:00pm on Wednesday and Thursday, 11:00pm on Friday and Midnight on Saturday.
2. Livestock gates will open at 6:00am for livestock exhibitors.

GARBAGE

1. Garbage removal and replenish supplies for concession stands and commercial booths will be completed before 9:00am.
2. ***EVERYONE*** is responsible to help keep their area around them free of garbage.

PARKING

1. No vehicles will be allowed on the fairgrounds after 9:00am or before 10:00pm.
2. All vehicles will be removed immediately following unloading of animals and equipment between 2:00pm and 8:00pm on Tuesday of Fair week.
3. Trucks and cars will be parked only in designated areas. This rule is strictly enforced for the protection and safety of exhibitors, their exhibits, spectators at the fair and to allow for emergency vehicle.
4. No bicycles or skateboards are allowed on the fairgrounds.

UNLOADING OF LIVESTOCK

UNLOADING OF LIVESTOCK IS TO BE JUST THAT. PLEASE UNLOAD YOUR ANIMAL(S) ONLY AS QUICKLY AS POSSIBLE. THEN FIND A PLACE IN THE DESIGNATED PARKING TO UNLOAD THE REST OF YOUR EQUIPMENT AND PERSONAL ITEMS TO TAKE TO YOUR PEN/STALL/CAGE AREA.

ADVERTISING

1. No person will be permitted to distribute advertising material on the grounds, except from their place of business or exhibit space. The taking or posting of any advertisement, bills, etc., other than within the space occupied by exhibits is strictly prohibited. Anyone violating this rule is liable for a fine or expulsion from the fair. Begging, soliciting, performing, petition signing or public speaking are prohibited. The parking lot is included in these advertising restrictions.
2. No "For Sale" or other commercial signs are allowed on any exhibit that is entered for competition.

PETS

1. PETS are *only* allowed in the campground area during the fair, except for service animals and Law Enforcement K9's.
2. All pets must be kept on a leash at all times within the campground. They are not allowed on the fairgrounds at any time. Only service animals are allowed on the fairgrounds. All owner(s) are responsible for cleanup and proper disposal of waste.
3. If any pet is causing a disturbance, the owner will be asked to remove the animal or to leave the grounds.



****NO SMOKING OR VAPING IS ALLOWED IN ANY FAIR BUILDING AT ANY TIME. ALCOHOL LICK STRIPS MAY BE USED ON MINORS SUSPECTED OF DRINKING OR UNDER THE INFLUENCE ON FAIRGROUNDS AND WOULD BE SUBJECT TO EVICTION AND/OR TURNED OVER TO THE AUTHORITIES.***

ENTRY TIMES, RULES, AND REGULATIONS

*Superintendent's reserve the right to interpret rules and misprints and settle controversies regarding the premium book. The process to be used is superintendent takes such interpretations to the Fair Board or Livestock department. Department specific rules precede general rules.

1. No Exhibits may be entered in more than one class. Special exhibit limits may apply in some departments.
2. For an exhibit to qualify for a champion ribbon, it must first receive a blue ribbon in its class.
3. All division premiums will be judged on the Danish System, except in open Adult Class of Beef, Dairy, Swine, Sheep, Horses, Rabbits, and Poultry.
4. Any person knowingly violating any rules will forfeit any/all premiums.
5. The Othello Fair Board reserves the right to remove ANY individual or group who's conduct or actions are not in the best interest of all fair goers and exhibitors. No Exhibits may be entered in more than one class. Special exhibit limits may apply in some departments.

DIVISION AGE/GRADE CATEGORIES – 4-H and Grange will show together now in the following divisions:

Age as of Oct. 1st of last year is:

YOUTH

- Beginner – Ages 5- 7
- Junior – Ages 8-10
- Intermediate – Ages 11-13
- Senior - Ages 14 to 19

FFA

- Division I – 9th & 10th grade.
- Division II – 11 grade or older

OPEN YOUTH

- 4-H, FFA, or Grange 5 years of age or younger as of Oct. 1st the prior year.

OPEN ADULT

- Can only show in breeding categories and divisions.



VENDOR BOOTHS

Department 95

Superintendents:

Food Vendors

Anthony Daily 509-660-0009

Commercial Vendors

Kylie Grey 509-318-4376

Section A

Community Agricultural Booths

Any Grange or community group is eligible to exhibit a booth at the fair. Space must be pre-arranged with the department superintendent. The name of group must appear on the booth.

Section B

Commercial Booths

Any group or organization is eligible to have a commercial booth at the fair. Space must be pre-arranged with the department superintendent. Name of organization must appear on the booth.

BOOTHS, COMMERCIAL ENTRIES AND CONCESSIONS

1. Must be arranged in advance with the Othello Fair Board Vendor Superintendents. For more information go to the department section.
2. Booth rentals **must be** paid in advance. All materials for decorating must be fire resistant.
3. Commercial exhibitors must prepare and decorate their own booth space and keep that area neat, clean and safe at all times.
4. Commercial building will be open to the public at 8:00am and close at 10:00 pm.
5. Garbage removal and resupplying must be done before 8:00am.

LIVESTOCK FITTING & SHOWING CONTEST

All Livestock Superintendents

Premium Points:

Blue 40, Red 30, White 20

Divisions:

03: Youth Junior

04: Youth Intermediate

05: Youth Senior

07: FFA I

08: FFAll

10: Open Youth

Rules & Policies

1. One belt buckle will be awarded in the Fitting & Showing Contest for the Grand Champion in each division (i.e. Youth Senior, Youth Intermediate, Youth Junior, FFAI, FFAll, etc. in each livestock department) except in the Open Youth Division, there will be a ribbon only.
 2. A minimum of three participants in each department division (i.e. Youth Senior, Youth Intermediate, Youth Junior, FFA I & FFA II) will be required before Grand Champion Buckle is awarded or may be awarded depending upon the judge's discretion.
 3. All other places in Fitting & Showing will receive a ribbon or buckle.
 4. Grand Champion & Reserve Champion ribbons will be given in each department and age group.
 5. Grand Champion awards will be presented at the awards presentation.
 6. All Youth and FFA members must fit and show their own animal in each livestock department in which they have an animal entered. Failure to fit and show or be officially excused by that livestock superintendent will result in loss of all premiums in that department.
 7. Animals must be owned by the established ownership dates.
 8. Horned heifers may be shown in Fitting & Showing classes ONLY if their horns are weighted. No horned dairy heifers in Fitting & Showing and the Round Robin Livestock Show.
-

SHOW RING CODE OF ETHICS*(Please sign and return with entry form)*

- ❖ I believe that my participation in the Othello Fair should demonstrate my own ability, knowledge and skill as an exhibitor of livestock/animal(s).
- ❖ I believe as an exhibitor I will conduct myself with ethics and not do anything to disrupt another's display or exhibit.
- ❖ I will do my own work to the full extent of my capabilities and otherwise will only accept advice and support from others.
- ❖ I realize that I am responsible for:
 - The proper care and safe, humane treatment of my animal(s).
 - The production of high quality, safe and wholesome food.
 - Demonstrating strong moral character as an example of others.
- ❖ I will not use or allow the use of abusive, fraudulent or illegal practices in the feeding, fitting and showing of my animal(s).
- ❖ I consent to having my animal(s) subjected to drug/substance testing if asked.
- ❖ I have kept complete and accurate records of all feeds, medications and treatments given to my animal(s).
- ❖ I will read and will follow the rules without exception of the Othello Fair in which I am a participant and ask that my parents and the supervisor of my project do the same.
- ❖ My livestock/animal project will be reflection of the life cycle of my animal depicting the challenges, the rewards, or the outcome, and the lessons learned throughout the process.
- ❖ I will not criticize or interfere with the judge, other exhibitors or fair officials before, during or after fair events.
- ❖ I have read, understand, support and will abide by the above Code of Ethics.

Exhibitor**Date****Parent/Guardian****Date****Project Supervisor (4-H Leader/FFA Advisor/Grange Leader)****Date**

*ALL signatures are required for the exhibitor to be eligible to participate fully in the Othello Fair.


HOLD HARMLESS AND RELEASE FORM

The undersigned, parents or guardians of _____, a participant at the Othello Fair, hereby indemnifies and holds harmless the Othello Fair Board member, 4-H leaders, FFA advisors, Grange leaders, superintendents and assistants specifically including any and all volunteer or personnel involved with the supervision, control and marketing of livestock exhibits from any claims of any kind whatsoever or of any nature for injury to the person or damage to the property of above mentioned, his/her parents, siblings or heirs. This indemnity and hold-harmless agreement shall be considered a complete waiver and total waiver of any liability on the part of the Othello Fair, its servants, agents or volunteers engaged in the supervision and control as set forth herein above.

Exhibitor Signature**Date****Parent/Guardian Signature****Date***(If Exhibitor is under the age of 18)***CAMPGROUND RULES AND REGULATIONS**

Campground Coordinator: Becky Flint 509-760-1997

1. Othello Fair does not guarantee water or electric hookups. Spaces are limited to availability. Receipt of money does not guarantee a space.
2. Curfew for all people staying on the grounds is midnight. Violators will be subject to expulsion from the grounds and forfeiture of premiums. Camp space fee will not be refunded.
3. Camping permits with name of owner must be displayed for easy identification.
4. One small tent will be allowed if they can fit with your other accommodations. Otherwise, two spaces must be reserved.
5. Camping vehicles must utilize the assigned marked off space for the duration of the fair. All transportation vehicles must be detached from trailers and parked outside of the camp area in the parking area ONLY.
6. Any camper/trailer without qualified adult supervision will be expelled from the grounds. List names of all campers on the Campground Registration Form.
7. Livestock trucks and horse trailers shall be parked in the south parking lot (south of the horse barns) next to the back gate. NO EXCEPTIONS! Do not park east of the pig barns or vehicle will be towed at owner's expense.
8. A vehicle parking pass is required for the back-gate parking lot. This pass does NOT allow parking at the campground or other undesignated areas.
9. No illegal or abusive drugs will be allowed on the grounds at any time. Alcohol Lick Strips may be used on minors suspected of drinking on the fairgrounds or being on the property under the influence and would be subject to eviction and/or turned over to the authorities.
10. Anyone not abiding by the Campground Rules and Regulations will be expelled from the fair with forfeiture of all premium monies, sale monies and without refund of parking pass or camp space.



1. Exhibitors will be required to read and sign **the Show Ring Code of Ethics**. Exhibitors whose actions and conduct are abusive or threatening to other persons will be asked to remove their exhibit and leave the fairgrounds. Any premiums and awards will be forfeited. An exhibitor and their animal(s) may be dismissed by the judge from any class if the exhibitor mistreats the animal(s). Fair management may dismiss an exhibitor and their animal(s) from participation at the entire show if the exhibitor mistreats their animal(s).
2. Health records will be required for all Youth and FFA large livestock entries.
3. All Youth and FFA livestock exhibitors will be required to provide a current Youth for the Quality Care of Animals (YQCA) Certification by July 15.
4. Animals observed without food and/or water for extended periods of time will result in exhibitors forfeiting all premium points, sales monies and may be removed from participating upon investigation by the ethics committee.
5. All livestock and horses must be pre-registered for the fair. Entries are open July 15th – August 31st online at www.othellofair.org. Read General Rules and Regulations. Youth and FFA, exhibitors will also pre-register their animal in the appropriate age category of the Livestock Fitting and Showing contest online entry.
6. All market stock entries must be weighed off the truck on Tuesday from 2:00pm-8:00pm. A separate brand inspection slip for each steer must be submitted to the beef superintendent upon arrival.
7. All livestock exhibitors are expected to attend the **General Meeting of Exhibitors at the sale barn at 8:30am on Wednesday**. At this time, announcements will be made, and questions answered.
8. Shavings will be provided for bedding in all departments. No straw allowed.
9. Required dates of ownership: February 1st, Dairy Springer Heifers; May 1st, Market Steers; April 1st, Horses; May 1st, Dairy & Breeding Beef; June 15th, Sheep & Swine; Goats must be born after January 1st, ownership by June 15th; Rabbits and Poultry must be born after January 1st, ownership 45 days prior to fair.
10. All cattle must be halter trained and the exhibitor must be able to handle the animal. All cattle must always be tied with a satisfactory neck rope in addition to a halter and rope in the barn until close of fair on Sunday.
11. The Othello Fair Board reserves the right to reject or remove any unruly animal at any time.
12. All Youth and FFA **EXHIBITORS** must do their own fitting, clipping, cleanup, etc., and must enter a Fitting and Showing Contest in each department unless excused by the superintendent or you will forfeit your place in the sale. Parents and other adults are required to refrain from preparing livestock while at the show.
13. Exhibitors must own, take care of, and exhibit their own animals unless excused by the superintendent for reasons that are deemed sufficient.
14. Horses and riders are not allowed in any area other than the horse arenas, stalls, and horse show ring. All horses must be led, except in designated areas. Violators will forfeit all premiums and awards.
15. The superintendents of the Livestock Judging Contest are responsible for the setting up of this contest and arranging for these animals to be in the show ring on time. An exhibitor must prepare their animal(s) for use in the Livestock Judging Contest upon request of the superintendent or forfeit their premium monies.
16. Each exhibitor is required to keep their animals and pens/stalls in a clean, presentable condition from arrival on Tuesday through the close of the fair on Saturday evening or risk losing premium points.
17. A special area has been set aside for trimming tables. Clipping chutes may be left between the barns during the fair; however, they must be arranged perpendicular to the beef barn. Hair clippings must be kept cleaned up.
18. Steers must be dehorned (*healed and regrowth not to exceed 2 inches*) or naturally polled. Horned heifers may be shown in Fitting and Showing Classes only if their horns are weighted.
19. No boars, bulls, rams or stallions shall be used in any Fitting and Showing Classes. No bull over eight months of age out of stall without nose tags.
20. All Market and Fit & Show lambs are to be shorn 45 days prior to the fair arrival date, or slick shorn within seven days of fair arrival date.
21. Youth and FFA exhibitors with market animals be sure to read Market Sale Rules and Regulations.

22. An exhibitor may have two entries per class unless stated differently in individual department rules of the stock.
23. Youth, FFA and Open Youth may enter unregistered breeding stock.
24. The Superintendent's Handbook addresses the livestock grievance procedure. Contact superintendent for proper steps to be taken. Complaints to be reviewed by the ethics committee can be started by paying a \$100 deposit and submitting the complaint in writing with a signature to the department superintendent.
25. If the exhibitor chooses to bring multiple animals within one species, they must designate a division (*Youth or FFA*) for the species. Exhibitors may show only show in one division (*Youth or FFA*) within a species.
26. Youth and Grange horse exhibitors may not show open with their Youth and FFA animals. Youth and FFA exhibits MAY show open provided that a second animal is shown under open rules.

LIVESTOCK HEALTH REQUIREMENTS

1. Individual health certificates on Washington animals are not required for entry into the fair.
2. **NO ANIMAL** from any quarantined area or premises will be permitted to enter the fair.
3. **ALL OUT OF STATE** animals must comply with the state of Washington import regulations and have a health certificate or receive an exemption each year from the state veterinarian for exhibition at the fair only.
4. **OUT OF STATE** animals must follow the following minimum requirements for animals entered the Othello Fair:
 - a. **Beef** may be entered without a test for brucellosis from the free states of Idaho and Oregon.
 - b. **Dairy goats** over six months old shall be blood tested for brucellosis and found negative within 30 days of entry to the fair.
 - c. **Dairy cattle** identified as official calfhood vaccinates under 20 months of age and beef cattle identified as official calfhood vaccinates under 24 months of age should not be tested.
 - d. **Poultry** shall originate from a US, Pullorum Typhoid clean or equivalent flocks or have a negative Pullorum Typhoid test within 90 days of entry to the fair.
 - e. **Sheep** must originate from a flock in which no scrapie has existed for three years.
 - f. **All breeding rams** six months of age and over must have a negative ELISA test for brucella ovis within 30 days or be from a brucella free flock. Each ram must be individually identified with an ear tag or registered tattoo.
 - g. **Steers** will be exempt from Brucellosis.
 - h. **Horses:** It is strongly recommended that all horses have a 5-way vaccination.

Veterinarians will be on the grounds and will reject any animal with infections, contagious diseases or ectoparasites. Exhibitors should be aware that ringworm, warts, pinkeye, strangles, contagious eczema, scabies, lice, mites, ticks and fleas all fall into these categories. Such rejections or recommendations will be at the expense of the exhibitor. Fair Veterinarian decision as to the health status of an animal is final and shall be upheld by the Fair Board.

The veterinarian contact is the Livestock Committee President. All non-emergency calls to the vet should be through the livestock office. If the veterinarian is called for your animal, you are responsible for ALL veterinarian fees.

1. The sale is open to Youth Junior, Youth Intermediate, Youth Senior and FFA members residing in Adams, Grant, Lincoln, Franklin, and Whitman Counties. Qualified, regularly enrolled 4-H and FFA members will be allowed to compete their projects for up to one full year following high school graduation.
2. Proof of ownership of beef entries must be available to the superintendent and Livestock Sales Committee. If animal is an "owner bred" animal, a statement certifying such signed by the student, Ag teacher, or 4H instructor AND parents will be accepted as proof of ownership.
3. There will be random checks for "*proof of ownership*" of market animals.
4. Each exhibitor may sell a single market animal in the department of their choice. If the exhibitor is showing two market animals, regardless of species, the highest placing market animal is the animal which sells.
5. Animals observed without food and/or water for extended periods of time will result in exhibitors forfeiting all premium points and will be pulled from sale line up upon investigation by the ethics committee.
6. Animals must meet minimum grade standard as follows:
 - a. **Market Hogs** – U.S. No. 1 & U.S. No. 2 and weigh 230-300 lbs. (ZERO TOLERANCE)
 - b. **Market Lambs** – Prime, Choice or Good and weigh 110-165 lbs.
 - c. **Market Steers** – Prime, Choice or Select and weigh 1150-1550 lbs.
 - d. **Market Goats**-60-100# Payout up to 100#, over no grand or reserve awarded.
7. Any animal not within the weight guidelines will not be allowed to be sold through the livestock sale.
8. A minimum of three participants in each division (i.e., Youth and FFA) will be required before a Grand Championship buckle is awarded, unless determined by a judge.
9. All other places in Market will receive a ribbon or plaque.
10. Each exhibitor must show their own animal. An exhibitor must report to the superintendent to be excused in writing if they cannot show.
11. Grand Champion and Reserve Champion Market animals must be sold at the Market Sale, except when both Grand and Reserve animals are owned by one exhibitor, then only Grand Champion will sell in the Market Sale.
12. Also, the desired destination of the second animal needs to be finalized on Thursday.
13. If an animal has previously gone through another fair market sale, it may not be shown or sold at this fair during the same calendar year (January 1st-December 31st).
14. White ribbon animals will be sold through the market sale.
15. Market Sale time will begin at 11:00am Saturday morning.
16. Any exhibitor not in sale line up on time will be omitted from the sale, unless excused by the barn superintendent.
17. Any carcass found to contain drugs or tranquilizers by the federal inspector at the slaughter plant will be the responsibility of the exhibitor. Sale monies will be withheld from the exhibitor and returned to the buyer.
18. All animals will be floored by the packer.
19. Terms of the Market Sale are cash. Buyers must pay the sale secretary or arrange for payment before leaving the grounds **UNLESS** already agreed to be invoiced with the sales office.
20. There will be a 4% commission deducted from seller check at the time of payment.
21. Immediately after the animal is sold, the seller must obtain the sign showing buyer and seller from the Sale Committee and display it neatly above the animal's stall for the remainder of the fair. The seller is responsible for the feeding and care of the market sale animals until the official close of the fair Saturday evening.
22. The seller is responsible for the care and feeding of sale animal until the official end of the fair.

23. Exhibitors must be present when their livestock is weighed in unless prior arrangements with the superintendent.
24. The Livestock Sale starts Sat. morning of the fair. Time and sale order will be announced during the livestock meeting Wed. morning of Fair.
25. Pictures of exhibitors and their animals will be taken immediately after they have been awarded and used for buyer appreciation cards for the buyers.
26. Exhibitors are responsible for the clean-up of their animals, cages, decorations, personal belongings, garbage following the conclusion of the fair on Sunday morning.
27. Early removal or things not cleaned will result in forfeiting of premiums. Have the superintendent inspect the area before noon.
28. No bulls, boars, rams or cryptorchids are allowed in the Meat Market Classes or at the Market Sale.



DAIRY HEIFER SALE RULES AND REGULATIONS

1. Springer heifers must be within 60 days of calving. Bred heifers are those more than 60 days, but less than 120 days from calving.
2. Dairy heifers must be weighed off the truck. Weights must be approximately 1,000 lbs. or more for springer heifers and 850 lbs. or more for bred heifers (*heavy breed*).
3. Limit of one animal sold per exhibitor or one market animal per livestock sale (*see rule #4: Market Sale Rules and Regulations*).
4. Member must bring pedigree and production information with entry on the first day of fair.
5. All animals must meet state health requirements.
6. All sale heifers will be pregnancy checked at the fair by a DVM hired by the Livestock Sale Committee and the fee deducted from the sale proceeds.
7. Animals with horns are **NOT ALLOWED**.
8. Registration paper and signed transfer slip must be turned in when weighed at the fair.
9. Transfer fee to be paid by the seller.
10. Health and brand slip must be brought with animal
11. All heifers shown in the Dairy Sale Class must be sold through the sale, except for sickness verified by a certified veterinarian. Any exhibitor pulling an animal for any other reason after showing will be barred from future sales and premium monies will be forfeited.
12. A good durable halter must be left on the sale heifers until penned for load out.
13. If a heifer calves at the fair, the calf sells and goes with the cow.



FFA POLICY ON LIVESTOCK COMPETITIONS

The National FFA organization believes that livestock exhibition and judging competitions offer significant opportunities for the personal, social, and career growth of its members. Participation in competitive events requires the highest personal standards of ethics, integrity and fair play as called for in the FFA Code of Ethics. FFA members are expected to comply with the specific rules of each competition and to adhere to the National Show Ring Code of Ethics. Additionally, FFA does not condone or tolerate abuse or mistreatment of animals in any form in its activities, programs, or competitions. The organization actively supports the training and education of FFA members and advisors in the proper ethical behavior for livestock competitions and in the application of sound humane principles of animal husbandry.



4-H POLICY ON LIVESTOCK COMPETITIONS

The use of illegal drugs and/or the improper use of animal health products or foreign substances will not be tolerated in the Washington State 4-H Youth Development Program. Extension personnel, 4-H volunteers, families, youth, and fair/show officials have the legal and moral obligation not to misuse these products. We have the responsibility to tell others not to use these substances and report those who do use any illegal substance. The administration of any drug or medication that could affect an animal's disposition or performance, resulting in an unfair advantage, is unacceptable. Additionally, there are federal penalties for using illegal substances in animals that are going into the nation's food supply.



THE GRANGE POLICY ON LIVESTOCK COMPETITIONS

The Grange strengthens individuals, families and communities through grassroots action, service, education, advocacy, and agriculture awareness. The Grange Mission strengthens individuals, families and communities through grassroots action, service, education, advocacy and agriculture awareness. The Grange in the 21st Century will be a preeminent organization. It will commit to the development of the potential in families, youth, and adults of all ages through dynamic programs and experiences that educate, engage and enrich lives. The Grange will be noted for its commitment to membership through its enabled leadership, its financial and organizational strength, and its ability to make a difference in the lives of children, youth, families, and individuals.

HERDSMANSHIP CONTEST

Department 97

Superintendent:

Robin Adolphsen 509-460-5256

A Herdsmanship Banner will travel and be awarded to the winning barn each day.
Points only used for judging-no premium points are awarded.

The purpose of the herdsmanship contest is to encourage exhibitors to care for animals, pens, and equipment properly and to display their exhibits in a husband-like manner, always keeping stalls and animals clean and attractive at all times.

Division

01: Youth

02: FFA I & II


10: Open Youth

Classes:

1. Beef
2. Dairy
3. Goats
4. Horses
5. Poultry
6. Rabbits
7. Sheep
8. Swine

Rules & Policies

1. Youth, FFA and Open Youth are required to participate in this contest. All clubs and chapters in each barn will automatically be entered.
2. Educational displays are required for EACH EXHIBITOR in each livestock area.
3. All work is to be done by the exhibitor! Participation by leaders and/or parents will disqualify the club or chapter.
4. FFA Chapters and 4H Clubs will compete for separate awards in Beef, Dairy, Sheep, Goats, Swine, Horses, Poultry and Rabbits.
5. Your herdsmanship area will include the clipping chutes, feed, and tack area between barns, as well as stall area and must be identified by club or chapter.
6. Educational posters and displays are required. The herdsmanship judges will score each barn's exhibits at least twice a day and the results will be posted daily on the Livestock Office bulletin board.
7. Herdsmanship begins daily at 8:00am on arrival and ends at 6:00pm Saturday.
8. The herdsmanship judge or superintendent has the authority to pull premium points and disallow exhibitor from livestock sale.



HERDSMANSHIP JUDGING

Department 97

EDUCATIONAL POSTERS

Department 90

Premium Points

Blue 30, Red 20, White 10

Divisions

29-B-02 4-H Cloverbud

29-B-03 4-H Junior

29-B-04 4-H Intermediate

29-B-05 4-H Senior

20-Q-07 FFA I

20-Q-08 FFA II

40-A-11 Grange Beginner

40-A-12 Grange Junior

40-A-13 Grange Intermediate

40-A-14 Grange Senior

90-30 Open Class

Classes:

1. Advance Leather Craft
2. Adventure in Leather Craft
3. Arts and Crafts
4. Beef
5. Beekeeping, Entomology
6. Carcass
7. Career Exploration
8. Cats
9. Clothing
10. Community Pride
11. Cross Cultural & Government
12. Dairy
13. Demonstration Props
14. Dogs
15. Forestry
16. Goats

17. Health
18. Horses
19. Leadership
20. Marine Science
21. Marketing
22. Photography
23. Poultry
24. Rabbits & Cavies
25. Recreation
26. Safety
27. Self-determinate Project
28. Sheep
29. Swine
30. Other

Rules & Regulations

1. EVERY Exhibitor is required to enter an educational poster.
2. Posters must be turned in for judging on tag day in order for points to be awarded. Posters turned in late will not be judged but may still be displayed in the barn.
3. Youth Beginner class will receive participation ribbons only.
4. Posters will be available to pick up in each species barn on weigh-in day.

5. The chart, poster or picture may show any topic of educational nature within the project area.
6. The minimum size is 14"x22" with a maximum size of 22"x28".
7. Work **MUST** be done by the exhibitor within the current year.
8. Exhibitors name and species of entry must be clearly written on the back of the poster.
9. Exhibitors may only enter one entry per class/project.
10. Educational posters can be used for public presentations.
11. Superintendents and judges have the right to reject or not display entries that do not meet criteria or are deemed inappropriate.



ROUND ROBIN LIVESTOCK SHOWMANSHIP CONTEST

Superintendent:

Ryan Sams 509-750-0203

RULES AND POLICY

1. Champion show person in Beef, Dairy, Sheep, Swine, Goats and Horses will compete in this contest to determine the top showman in each of the following divisions: Youth Junior, Youth Intermediate, & Youth Senior, FFA I & FFA II.
 2. An award to be determined by sponsorship will be awarded in each of the five categories.
 3. The contestant earning the most points will be named the All-Around Champion in their division and receive an award of some kind.
 4. All contestants must bring their animals to allow other contestants to show in this contest.
 5. All contestants will enter the ring with the correct species and proceed to show them. If the champion showman is excused by the department secretary, the Reserve Champion showman may take their place.
 6. Each contestant must show one animal from each species for the allotted time (2 Mins). When the announcer indicates, they will rotate to the next assigned species; you will have approximately 1 minute to get there and show for the allotted time. This will continue until all participants have shown each species.
-

DAILY CONTEST

Daily contests will be posted at the fair office and around the Fair.

Examples are:

- Tractor Driving
- Stick Horse Barrel racing
- Cornhole Tournament





LIVESTOCK & DAIRY JUDGING CONTEST

Department 99

FFA and Youth Superintendents

No pre-entries are required in the contest. Any member who is enrolled in 4-H, FFA or Grange project is eligible to judge.

Divisions

- 03: Youth Junior
- 04: Youth Intermediate
- 05: Youth Senior
- 07: FFA I & II

Youth Livestock Judging Section A

Premium Points:
Blue 25, Red 15, White 10

FFA Team Section B

Premium Points:
Blue 25, Red 15, White 10

Any FFA Chapter may enter. Rules governing FFA contest will apply.

OPEN YOUTH

Section C
Premium Points:
Blue 25, Red 15, White 10

This contest will be held in conjunction with the regular Youth and FFA Livestock Judging Contests.

50 premium points will be awarded to all holders in the Livestock/Dairy Judging Contest.

RULES

1. The rules will be the same (no talking, turn cards in during allotted time, etc.).
2. Ribbons and premiums will be given.
3. Each contestant must leave their name and address at the livestock office and get an exhibitor's number.
4. There will be no team judging in the Youth division. There is no discussion among the contestants while the contest is in progress. Contestants violating this rule may be scored a zero for the class or classes in question.



BEEF

Department 01

Superintendents:

Brad Boersma 509-546-7435

Thad Taylor 509-989-0280

Rules and Regulations

1. ALL exhibitors must comply with the Livestock Rules and Regulations, Livestock Health Requirements, and Market Auction Rules and Regulations found at the beginning of this guide.
2. ALL beef must be registered with the superintendent on arrival at fairgrounds and shall not be removed until checked out by superintendent on Sunday morning.
3. Exhibitor must keep animal and stall well-groomed until close of fair on Saturday evening or forfeit all premiums.
4. If a carcass is found to contain drugs or tranquilizers by the federal inspector at the slaughter plant, the sale monies for that animal will be withheld from the exhibitor and returned to the buyer.
5. There will be a \$5.00 stall feed per head for open class.

Divisions

- 03: Youth Junior
- 04: Youth Intermediate
- 05: Youth Senior
- 07: FFA I
- 08: FFA II
- 10: Open Youth (*Section E*)
- 30: Open Class (*Section D*)

Sections A, B & C:

Premium Points:

Blue 50, Red 30, White 20

Section A MARKET

Market Steer Weighing
1150 lbs. – 1550 lbs

Section B FEEDER

Feeder Steer Weighing
1149 lbs. or less

Section C: BEEF FITTING & SHOWING

Section D: BREEDING

Breeding Classes must be purebred stock

- a. Angus
- b. Charpolais
- c. Gelbvieh
- d. Hereford-Horned
- e. Hereford-polled
- f. Limousin
- g. Red
- h. Shorthorn
- i. Simmental
- j. Other Registered Breeds

Open Class Cash Awards:

1st Place \$20, 2nd Place \$15, 3rd Place \$5

Youth Programs Cash Awards:

1st Place \$50; 2nd Place \$30; 3rd Place \$20

GRAND CHAMPION / RESERVE GRAND CHAMPION FEMALE CLASSES

Heifer Reserve Calf Champion:

1. Jr. Heifer calf, calved after March 1st
2. Intermediate Heifer calf, calved January 1st – February 28th
3. Late Senior Heifer calf, calved November 1st – December 31st
4. Early Senior Heifer calf, calved September 1st – October 31
HEIFER CALF CHAMPION

Junior Heifer Reserve Champion:

5. Later Summer Yearling Heifer, calved July 1st – August 31st
6. Early Summer Yearling Heifer, calved May 1st – June 30th
7. Bred Jr. Yearling, calved March 1st through 30th
8. Bred Jr. Yearling Heifer, calved January 1st – February 29th
JUNIOR HEIFER CALF
CHAMPION

Senior Heifer Reserve Champion:

9. Late Senior Yearling Heifer, calved November 1st – December 31st
10. Early Senior Yearling Heifer, calved September 1st – October 31st SENIOR HEIFER
CHAMPION
11. Cow and Calf, suckling under ten months.
12. Mature Cow
13. Two females bred and owned by exhibitor.

CHAMPION BULL CALF

14. Junior Bull Calf, calved after March 1st
15. Intermediate Bull Calf, calved January 1st – February 29th
16. Late Summer Bull Calf, calved November 1st – December 31st
17. Early Summer Bull Calf, calved September 1st – October 31st

RESERVE JUNIOR CHAMPION BULL

18. Late Summer Yearling Bull, calved July 1st – August 31st
19. Early Summer Yearling Bull, calved May 1st – June 30th
20. Late Junior Yearling Bull, calved March 1st – April 30th
21. Early Junior Yearling Bull, calved January 1st – February 29th

RESERVE CHAMPION BULL

22. Senior Yearling Bull, calved September 1st – October 31st
23. Late Two-Year-Old Bull, calved May 1st – August 31st
24. Early Two-Year-Old Bull, calved January 1st – April 30th SENIOR CHAMPION BULL

OTHER CLASSES

25. Pair of Bulls, two bulls bred and owned by exhibitor.
26. Get of Sire, four animals by one sire shown in the above classes, both sexes represented, owned or co owned by exhibitor.
27. Junior Get of Sire, three animals by one sire, both sexes represented, owned by exhibitor.
28. Produce of Dam, two animals either or both sexes, produced by one cow, bred and owned by exhibitor.
29. Pen of three to five feeder steers (limited to the first five exhibitors)

Section E: Little Farmers Bucket Calf Contest

Open Youth

Division: 10

Premium Points:

Blue 40, Red 30, White 20



1. Little Farmers Bucket Calf class is designed to fit the physical size and maturity level of young exhibitors who were under nine years of age as of January 1st (*this year*).
2. Exhibitors in this class may fit and show at halter, a bucket calf, male or female, beef, or beef cross, and fed on a bucket or bottle. Calves should be born after January 1st (*this year*) and be at least six weeks old at time of fair.
3. Little Farmers should be prepared to tell the judge the date of their calf's birth.
4. Little Farmers are required to purchase an exhibitors pass to qualify for premium points but may compete without premium points.
5. These calves are not required to be kept at the fairgrounds after their class is judged. Good herdsmanhip must be practiced while their calves are at the fair. Exhibitors must pre-register their entry by September 1st, bring their calf to the fairgrounds by 8:00am on Wednesday, and be ready to be judged at 11:00am that day.

Exhibitors are encouraged to bring their own calf, but some may be provided.



DAIRY

Department 02

Superintendent:
Jim Shade 509-539-3254

Divisions:

- 03: Youth Junior
- 04: Youth Intermediate
- 05: Youth Senior
- 07: FFA I
- 08: FFA II
- 10: Open Youth (Section E)
- 30: Open Class (Section B)

Section A: Market

Premium Points:

Blue 50, Red 30, White 20

1. Springer Heifer and Dairy Bred sale-all breeds (Open to Youth and FFA only)
2. All entries must be bred. See rule #6 4H, FFA and Grange Heifer Sale Rules and Regulations)

Classes:

1. Springer Dairy Heifer
2. Bred Dairy Heifer

Section B: Breeding

Open Class Cash Awards:

1st Place \$20, 2nd Place \$15, 3rd Place \$5

(See Class and Breeds, Dairy Dept.)

Breeds:

- a. Ayrshire
- b. Brown Swiss
- c. Guernsey
- d. Holstein
- e. Jersey
- f. Milking Shorthorns
- g. Other Dairy Breeds

Youth and FFA are not allowed to enter classes 1-3 Bull Calves

Champion & Reserve Champion Bull Classes:

1. Junior Bull calf born after March 1st and over four months
2. Intermediate Bull calf born between December 1st (previous year) – February 28th (current year)
3. Senior Bull calf born between September 1st (previous year) – November 30th

Grand and Reserve Cow 4-18

Junior Champion & Junior Reserve

4. Spring Heifer calf born after March 1st and over four months.
5. Winter Heifer calf born between December 1st (previous year) – February 28th (current year)
6. Fall Heifer calf born between September 1st (previous year) – November 30th.

7. Summer Yearling Heifer born June 1st (previous year) – August 31st (previous year)
8. Spring Yearling Heifer born March 1st (previous year) – May 31st (previous year)
9. Winter Yearling Heifer born December 1st (two years prior) – February 28th (previous year)
10. Fall Yearling Heifer born September 1st (two years prior) – November 30th (two years prior)
11. Dry Cow three years & over born before September 1st (four years prior)
12. Junior two-year-old or Senior Yearling Milk born March 1st and August 31st (three years prior)

Senior Champion & Reserve Senior Champion Female

(1st & 2nd place winners of classes 13-19)

13. Senior two-year-old cow born September 1st (three years prior) – February 28th (two years prior)
14. Junior three-year-old cow born March 1st (three years prior) – August 31st (three years prior)
15. Senior three-year-old cow born September 1st (four years prior) – February 28th (three years prior)
16. Four-year-old cow born September 1st (five years prior) – August 31st (four years prior)

DAIRY

Department 02 -continued

17. Five-year-old cow born September 1st (six years prior) – August 31st (five years prior)
18. Aged cow six years & over born prior to August 31st (six years prior)
19. Jr. Best three females – three females shown in classes 04 and 10, all must be bred by exhibitor. One entry per exhibitor.
20. Best three females – three females shown in classes 04 and 18, at least one must have freshened, all bred by exhibitor and at least one owned by exhibitor. One entry per exhibitor.
21. Exhibitor's Herd – five females, all owned by exhibitor, two must have freshened, two unfreshened, one any age. One entry per exhibitor.
22. Produce of dam – two animals, either sex, any age from same dam. Dam to be named on entry form. Need not both be owned by exhibitor. One entry per exhibitor from same dam.
23. Daughter/Dam – two animals, a dam and her daughter (over four months), limited to one entry for each dam. Dam must be named on entry form. Animals may be owned by one or more exhibitors.



DAIRY FITTING & SHOWING

Section D



SHOW EM'

What You Got

GOAT

Department 03

Superintendent:

Jessica Harper 509 989 3458
harperfamilyminifarm@gmail.com

Divisions:

- 02: Youth Beginner
(Section B & C Only)
- 03: Youth Junior
- 04: Youth Intermediate
- 05: Youth Senior
- 07: FFA I
- 08: FFA II
- 14 – Open Youth
(Section B & C Only)
- 30 – Open Class
(Section B & D Only)

Rules and Regulations

1. All market sale rules and regulations apply to market goat class.
2. All goats must comply with health requirements.
3. All age divisions are encouraged to show.
4. No bucks shall be shown, sold, or be at the fair.
5. Youth and FFA Market Grand Champion Goat must sell.
6. Youth, FFA and Open Youth MUST have educational posters to display in barn.
7. Youth Beginner and Open Adults are encouraged to have some type of educational display and decorations.
8. Exhibitor may enter up to four entries per class **as long as** space allows.
9. Market animals must be born on or after January 1 of current year.
10. Goat certificates (*ownership paper*) are due two months before fair.
11. Youth Beginner and Open Youth may only show miniature or dwarf breeds.

12. Market goats must be identified with scrappies tag. Must be noted on goat certificate and on YQCA forms.
13. Animals not making weight cannot be sold.
14. All market goats must be fitted with a "Terminal Clip" (*uniformly clipped to 3/8" or less above the hock*) PRIOR to check in.
15. All dairy does greater than two must be in a freshened type classes. Freshened by meaning produced offspring, and (a) has a kid at side and (b) currently in milk.
16. All Youth and FFA exhibitors must fit and show.
17. Goats must be bathed the day of fair prior to arriving. Can be washed at fair but should be avoided if possible.
18. All dairy breeds MUST be clipped according to breed characteristics PRIOR to check in. Exception for kids under four months old, full body clipping is optional, but must be cleaned and fit properly.
19. Proper show collar must be used during shows, (no buckle, snap or pinch type collars). Show halters allowed at Judges and Superintendents discretion.

Section A: MARKET

Premium Points:

Blue 50, Red 30, White 20

Market Class (*Youth and FFA only*) for goats: minimum weight for marker 60 lbs. payout up to 100 lbs. (*under 60 lbs. no sale*)

GOAT FITTING & SHOWING

Section B

Premium Points:

Blue 40, Red 30, White 20

YOUTH BREEDING CLASS

Section C

Premium Points:

Blue 50, Red 30, White 20
(Youth, FFA & Open Youth)

OPEN BREEDING CLASS

Section D

Cash Awards:

1st Place \$12, 2nd Place \$8,
3rd Place \$5

(Registered Does Only if space allows)

Breeds:

- a. Alpine
- b. Boer (purebred)
- c. La Mancha
- d. Mini (any mini/not dwarf of pygmy)
- e. Myotonic
- f. Nigerian Dwarf
- g. Nubian
- h. Oberhasli
- i. Other Crossbreeds
- j. Pygmy
- k. Recorded Grades
- l. Saanen
- m. Toggerburg
- n. Other Registered Breeds

Classes (at day of show):

Junior Champion

1. Doelings: 0-3 months
2. Doelings: 3-6 months
3. Doelings: 6-12 months
4. Doelings: 12-18 months; not freshened

GOAT (Continued)

Department 03

Junior Reserve Champion


1. Does 12-24 months, in milk or freshened.
2. Does 2-4 years
3. Does 4 years & up, in milk or freshened.
4. Aged Does, not in milk or freshened.

Senior Champion & Senior Reserve

Best of Breed (*includes Senior Champion & Junior Champion Class*). All animals shown in group class must be owned and shown by same exhibitor. Each animal must be shown in individual classes to be eligible in group class.

5. Produce of Dam, two does/the product of same dam, dam must be named.

12. Dam, in milk, and daughter
13. Three generations
14. Dairy Herd: Three does in milk (*one herd/exhibitor/breed*)
15. Breeders Herd: Four does bred by exhibitor, at least one in milk (*one herd per exhibitor in breed*)
16. Best Udder: Award only (*no cash/premium points*)
17. Companion/Pet (*Section C only, whether allowed*)



 Grafting A Green World

Color this page and bring to the poultry barn for a piece of candy!

Name _____ Age _____

HORSE

Department 04

Superintendents:

Kyya Grant: 509- 760-1598

Dannielle Walraf: 509-855-2340

Schedule will be posted at

www.othellofair.org and at the Horse

Department office during the fair.

Wednesday:

9:00am Youth, FFA, and Open
Halter & Showmanship
Fun Classes
1:00pm Youth, FFA, and Open
Trail

Thursday:

9:00am Youth, FFA, and Open
- Rail Classes
1:00pm Youth, FFA and Open
Gaming

Friday:

9:00am FFA Judging
5:00pm Draft Horse Pull
6:30pm Sequins N' Spurs
Drill Team

Saturday:


9:00am Cowboy Mounted
Shooters

FFA RULES AND REGULATIONS

1. The Othello Fair is **NOT** a state fair qualifying event.
2. All horses will be brought to the fair through the livestock gate. Trailers will park in the field near warm up arena.
3. All horses must be inside or tied at their trailer until the vet check is completed.
 - a. The vet will be at the fairgrounds between 3:00pm and 6:00pm on check-in day.
 - b. It is encouraged that all horses be up to date on all vaccines, specifically a 5-way vaccine.
 - c. You may set up your stall while waiting for the vet to complete the vet check.
 - d. Any horse that does not pass the vet check will be asked to be removed from the fairgrounds immediately.
4. A signed release of liability and signed National Show Ethics must be presented to the superintendent at vet check.
5. This is a non-sanctioned, non-affiliated horse show. Any issues regarding conduct, safety, health, and well-being of a horse will be directed to the horse superintendent.
6. All guidelines for how disputes will be handled are posted at the Horse Office. Once a ruling is made by the superintendent, Livestock Committee, judge and/or Othello Fair Association it is FINAL and will be upheld by all involved.
7. All FFA exhibitors will follow the rules outlined in this section.
8. All horses shall remain in their stalls except when being shown, exercised, or groomed. All horses remaining on the grounds overnight must be stalled. No exhibitor will remove a horse from the fairgrounds without approval from the General Superintendent. Exception for horses hauling in for the open show ONLY.
 - a. If a horse must leave the grounds during the fair a letter from an accredited veterinarian will be required and presented to the Horse Superintendent. Excuse to leave will be documented by a statement and signature on the stall card.
 - b. Any exhibitor removing a horse without approval **WILL** forfeit all premium monies earned that year and will be prohibited from competing the following year.
 - c. All horses must exit the fair Sunday morning after their stall is stripped and inspected.

FFA HORSE RULES AND REGULATIONS (cont.)

9. Stalls **MUST** be cleaned daily, prior to the fair gates opening to the public (8:00am), as well as prior to them closing to the public at the end of each day (10:00pm Wed/Thurs, 11:00pm Fri, 12:00am Sat).
10. Horses **MUST** always have water and be fed regularly. **NO** abuse or neglect of horses will be tolerated. This will be grounds for disqualification and removal from the fair with forfeiture of premium monies and the exhibitor will be prohibited from competing the following year.
11. All horse exhibitors are **REQUIRED** to wear riding style boots whenever handling a horse.
12. All Youth horse exhibitors/riders (*including leaders*) or an open exhibitor under the age of 18 must wear an **ASTM** approved helmet when mounted.
13. No riding a horse using a halter as a bridle.
14. No riding in the barns. **NO** riding doubles. Riders **MUST** always have one hand on the reins!
15. Any sick or injured animal must be reported to the horse superintendent **IMMEDIATELY!**



RULES AND REGULATIONS

1. Show management reserves the right to combine any class which has fewer than three entries.
2. Each age group will be judged separately, even if/when they work in the arena at the same time.
3. **NO** one is allowed to coach a contestant while contestants are in the ring.
4. Exhibitors may only show their own horse(s) which they have current Horse Certificates on file with the horse superintendent. (Exception is Groom Squad).
5. Exhibitors must participate in showmanship and show any/all horses entered in other classes at the fair or lose their premium monies. An exhibitor must report to the superintendent to be excused in writing if they cannot show.
6. If the exhibitor is showing separate horses in performance and western games **EACH** horse must be exhibited in showmanship in their respective section.
7. The top Youth and FFA winners from the showmanship class must compete in Round Robin or notify the superintendent immediately after the time of winning that they cannot show.
8. The show arena and in-gate are off limits to spectators except working show personnel.
9. All class(es) must be registered through the ShoWorks website by September 1st. No additions will be allowed after that date.
10. If an exhibitor needs to be scratched from a class, notification to show management **MUST** be given no later than **30 minutes** before the class starts.
11. The judge's decision is final, no exceptions.

HORSE

Department 04 (cont.)

Divisions

- 02: Youth Beginners
- 03: Youth Junior (ages 8-10)
- 04: Youth Intermediate (ages 11-13)
- 05: Senior (ages 14 to 19)
- 07: FFA I
- 08: FFA II
- 30: Open Class

Premium Points:

Blue 25, Red 15, White 10

Rules and Regulations

Youth Beginner

Children ages 5-7. These children may participate in the following:

1. Horse Education Poster
2. Groom Squad (leader may assist in holding the horse)
3. Horse Judging.

PERFORMANCE & SHOWMANSHIP

Section A

Classes


1. Performance Showmanship
2. Stock Seat (Western) Equitation
3. Bareback Equitation
4. Disciplined Rail (English/Western)
5. Pole Bending
6. Keyhole Race
7. Two Barrel Flags
8. Dressage (English/Western)
9. Western Games Showmanship
10. English Equitation
11. Reining
12. Texas Barrel Racing
13. Idaho Figure 8 Racing
14. International Flags
15. Trail

FUN CLASSES

Section B

(Friday afternoon, no premium points, only class awards)

1. Costume Class
2. Matched Pairs
3. Egg & Spoon
4. \$1 Bill Ride (must bring your own \$1)



Divisions

03: Youth/FFA

Groom Squad Rules and Regulations Section C

Groom Squad will be held Friday. Time will be announced and posted at the Horse Office.

1. Youth and FFA can show together.
2. No commercial products allowed (shampoo, detangler, etc.)
3. One team member must be at the Horse Office at 3:00pm to take a test. Bring your own pencil.
4. Teams must bring own bucket and grooming equipment.
5. One team member must be prepared to show horse after coming by team.

*Now I can run on the wind
 My skin like a velvet shiver on the breeze
 My hoofs passing over the grass
 In leaps too great to be measured
 My mane tumbling like the boiling clouds
 You will feel my breath
 In the warmth of summer
 You will hear my heart beat
 In the sounds of the sky
 Now I can run
 In these great wide rolling hills of time
 I am truly free
 Here in the spaces of your heart
 - Nancy J. Bailey*

HORSE (cont.)

OPEN HORSE Department 04A

Schedule will be posted at www.othellofair.org and at the Horse Office during the fair.

Rules and Regulations

1. All Open Show entries must be completed and turned in to the Horse Office with payment before 8:00am the morning of the show. Show starts at 8:30am. *Entries will be accepted by mail until the day of show.
2. Open Show horses are **NOT** allowed in a stall without permission of the Horse Office.
 - a. A stall card from the Horse Office is to be displayed no matter how long the horse is in the stall.
 - b. Horses may be stabled during fair week. Check-in Tuesday between 2:00pm and 8:00pm.
 - c. All horses stabled must be entered in scheduled fair classes and must remain until Sunday morning release time of 8:00am.
 - d. Stallions will not be stalled.
- e. Stalls **MUST** be cleaned daily, prior to the fair gates opening to the public (8:00am), as well as prior to them closing to the public at the end of each day (10:00pm Wed/Thurs, 11:00pm Fri, 12:00am Sat)
- f. Horses **MUST** always have water and be fed regularly. No abuse or neglect of horses will be tolerated. This will be grounds for disqualification and removal from the fair with forfeiture of premium monies and the exhibitor will be prohibited from competing the following year.
- g. Open Show horses needing stalled for the day and horses used in the Rodeo Queen competition must contact the superintendent for stalling information.
- h. All horses are allowed to exit the fair after their stall is stripped and inspected.
- i. Failure to strip the stall clean prior to leaving will result in a **\$20 fine**. If the fine is not paid it will be applied to the following year's entry.
3. Open Western Games will run concurrently with 4-H/FFA Western Games (see 4-H/FFA section for games list and information).
4. Open Trail will run concurrently with 4-H/FFA Trail. Open Trail will include:
 - a. Lead Line
 - b. In Hand Trail
 - c. Trail
5. This is a non-sanctioned/non-affiliated horse show. Any issue regarding conduct, safety, health, and well-being of a horse will be directed to the superintendent.
6. All guidelines for how disputes will be handled are posted in the Horse Office. Once a ruling is made by the superintendent, Livestock Committee, judge and/or Othello Fair Association the ruling is **FINAL** and will be upheld by all involved.
7. All classes will follow United States Equestrian Federation (USEF) rules.
8. Ribbons will be awarded in each class.
9. Large classes may be divided. The judge will choose their top horse/rider pairs to return for final judging.
10. Youth and FFA exhibitors can cross over into the Open Horse division.
 - a. The same number will be worn.
 - b. Project horses are not allowed to compete in the Open Horse Trail and Open Horse Games.
11. All horse exhibitors/riders (including leaders or an open exhibitor under the age of 18) **MUST** wear an ASTM approved helmet when mounted.

12. **NO** riding a horse using a halter as a bridle.
13. **NO** riding in the barns. **NO** riding doubles. Riders **MUST** always have one hand on the reins.
14. Any sick or injured animal must be reported to the superintendent **IMMEDIATELY**.
15. Jr. exhibitors 17 years old & under must always have an adult (parent/guardian/trainer/coach) present on the grounds.
16. Stallions may only be shown by exhibitors 18 years old and over.
17. Tack must be consistent with Division (*English tack in English classes, Western tack in Western classes*)
18. Green Horse or Rider: Horse or rider must be in their 1st or 2nd year showing in their division.
19. Western Equitation, Ranch Riding and Showmanship patterns will be available at the Horse Office.
20. Class entries cannot be accepted at the gate and must be in the Horse Office prior to the class starting. Entry fees for missed or scratched classes are forfeited and will not be deducted from amounts owing.
21. Unsportsmanlike conduct and reckless or abusive behavior will not be tolerated and may result in dismissal from the grounds and forfeiture of all entry fees.

Premium Points
Blue 25, Red 15, White 10

Divisions:

- 30 – Open Youth Walk/Trot
- 10 – Open Youth (*under Age 13*)
- 15 – Open Youth (*Ages 14-18*)
- 31 – Open Adult (*Ages 19-39*)
- 35 – Open Adult (*Ages 40+*)

OPEN HORSE Section D

Classes:

1. Halter Geldings (*all breeds, all ages*)
2. Halter Mares (*All breeds, all ages*)
3. Halter Stallions (*All breeds, all ages*)
4. Ranch Horse Confirmation
5. Showmanship Youth Walk/Trot
6. Showmanship Youth (*18 & under*)
7. Showmanship Adult (*19 & over*)
8. Western Equitation Walk/Jog (*All ages*)
9. Western Equitation Youth (*18 & under*)
10. Western Equitation Adult (*10 & over*)
11. Western Pleasure Open Walk/Jog (*all ages*)
12. Western Pleasure (*Youth 18 & under*)
13. Western Pleasure (*Adult 19 & over*)
14. English Equitation Open Walk/Trot (*all ages*)
15. English Equitation (*youth 18 & under*)
16. English Equitation (*Adult 19 & over*)
17. English Pleasure Open Walk/Trot (*all ages*)

18. English Pleasure Youth (*18 & under*)
19. English Pleasure Adult (*19 & over*)
20. Ranch Horse Rail
21. Ranch Riding (*Pattern Class*)

DRAFT HORSE PULLING CONTEST


Youth & FFA Groom Squad
(*Must pre-register on Wednesday with team member names in Horse Office*)

Draft Horse Contest
Friday 5:00pm

Open Horse Show Begins
Saturday 8:00a.m

(*See class list for order of show*)

Following the Performance Classes will be the scheduled fun classes. Fun classes may be subject to change as time allows.





FUR and FEATHER AUCTION

Rules and Regulations

1. The Fur and Feathers Auction will be held Saturday in the sale barn during the regular Market Sale.
2. Youth, Junior, Intermediate, Senior, and FFA members enrolled in Rabbits and/or Poultry may sell one entry per exhibitor. This may be one bird or one rabbit. Sale animals must be owned at least 45 days prior to fair and may **NOT** have gone through another fair sale. All animals and birds must be born or hatched AFTER January 1st of current year.
3. All Youth and FFA Market Sale Rules apply.
4. Notify superintendent at time of entry which animal is to be sold. Market animals placing **highest** in market will be sold at the sale. Example: if you are showing a sheep, but your bird/rabbit places higher-you will be required to sell your bird/rabbit.
5. All market rabbits will be a market breed rabbit. This means there will not be any fancy breeds or dwarf animals allowed in the sale.
6. Animals will be allowed to go through the sale ring in a proper poultry or rabbit carrying cage. **NO** pet carriers will be allowed in the sale ring.



SHOW EM

What You Got

POULTRY

Department 05

Superintendent

Stephanie Melgren 509-318-0729

FACEBOOK PAGE: Othello Fair Poultry

Rules and Regulations

1. All exhibits must be pre-registered by September 1st and in place by 8:00pm on Tuesday.
2. Bring in your bird from 3:00pm to 8:00pm on Tuesday. All birds will be checked for health and lice/mites before being allowed in cages.
3. Each exhibitor must clean own cages before 8:00am and after 6:00pm each day.
4. Each Exhibitor must always provide food and water their animal. The poultry barn will provide feed and feed/water containers for each bird.
5. Animals observed without food and/or water for extended periods of time will forfeit all premium points and be pulled from sale line up upon investigation by the ethics committee.
6. Exhibitors must keep all exhibits well groomed, fed, and clean until the close of fair. **NO** animals may be removed before fair closing.
7. Each exhibitor must sign up for barn duty according to the superintendent's instructions. **All children under 12 years old need an adult with them for barn duty.**
8. An animal showing symptoms of disease, or external/internal parasites of any kind will **NOT** be allowed to remain in the barn. Exhibitors will be required to take animal home.
9. Each animal or exhibitor shall be placed according to the decision of the judge and such placing shall be final.

Exhibitors interfering with a judge will forfeit premiums.

ALL JUDGES' DECISIONS ARE FINAL.

10. Exhibitors must own all the poultry they exhibit. Exhibitors are to show their own animals for judging unless excused by the superintendent.
11. Any exhibit left in the building not claimed within 12 hours of close of fair will be disposed of at the discretion of building superintendent.
12. All animals entered at owner's own risk and the Othello Fair will not be responsible for the entries, though all due care will be used to protect them.
13. All Youth, FFA, and Open Youth members will be judged on herdsman ship and be required to decorate their club cages. *(Rules are printed under herdsman ship contest.)*
14. Limit two entries per breed or division. (i.e., two blue quail cockerels or two white crested polish pullets); **NOT** to exceed ten entries total. Substitutions are allowed only in same breed class, variety and lot as originally entered.
15. Cages will be assigned by the superintendent on a first come, first served basis with 4-H and FFA given priority.
16. Open Adult and Open Youth will be judged together.
17. All market animals must be born after January 1st

Please make sure you dust your birds 14 days prior to the fair. Birds showing signs of mite/lice infestations will be sent home.

Divisions:

- 02 – Youth Beginner
- 03 – Youth Junior
- 04 – Youth Intermediate
- 05 – Youth Senior
- 07 – FFA I
- 08 – FFA II
- 10 – Open Youth (Section B-J)
- 30 – Open Adult (Section B-J)

Open (Youth and Adult will be judged together)
Section H-V

Youth and FFA

MARKET Section A

Premium Points:
Blue 25, Red 15, White 10

Classes for Section B-R

- a. Male bird under one year
- b. Female bird under one year
- c. Male bird over one year
- d. Female bird over one year



SHOW EM' What You Got

RABBITS AND CAVIES

Department 06

Superintendent:

Liz Hall 509-760-4323

Tiffany Bailie 509-591-7602

MARKET

Section A

RABBIT

(Enter Rabbit you want to sell)

Premium Points:

Blue 20, Red 15, White 10

Division:

03: Youth Junior

04: Youth Intermediate

05: Youth Senior

07: FFA-I

08: FFA-II

10: Open Youth (Section B-D)

30: Open Class (Section B-D)

Breeds:

- a. American
- b. American Chinchilla
- c. American Fuzzy Lop
- d. American Sable
- e. Argente Brun
- f. Belgian Hare
- g. Beveren
- h. Blanc de Hotot
- i. Britannia Petite
- j. Californian
- k. Champagne D'Argent
- l. Checkered Giant
- m. Cinnamon
- n. Crème D' Argent
- o. Czech Frosty
- p. Dutch
- q. Dwarf Hotot
- r. Dwarf Papillon
- s. English Angora
- t. English Lop
- u. English Spot
- v. Flemish Giant
- w. Florida White
- x. French Angora
- y. French Lop
- z. Giant Angora
- aa. Giant Chinchilla
- bb. Harlequin

- cc. Havana
- dd. Himalayan
- ee. Holland Lop
- ff. Jersey Wooly
- gg. Lilac
- hh. Lionhead
- ii. Mini Lop
- jj. Mini Rex
- kk. Mini Satin
- ll. Netherland Dwarf
- mm. Palomino
- nn. Polish
- oo. Rex
- pp. Rhinelander
- qq. Satin
- rr. Satin Angora
- ss. Silver
- tt. Silver Fox
- uu. Silver Marten
- vv. Standard Chinchilla
- ww. Tan
- xx. Trianta

Classes:

1. Junior Buck, 0 to 6 months
2. Intermediate Buck, 6 to 8 months
3. Senior Buck, 8 months and over (small breeds 6 months and older)
4. Junior Doe, 0 to 6 months
5. Intermediate Doe, 6 to 8 months
6. Senior Doe, 8 months and over (small breeds 6 months and older)
7. Fryer 3 lbs. to 5 lbs. -8-10 weeks of age
8. Roaster over 5 lbs. to 8 lbs. -under 6 months of age
9. Stewer over 8 lbs. - 6 months
10. Pen of three, three rabbits, same breed, variety, sex and age, not over 10 weeks. Minimum weight 3 lbs. each, maximum weight 5 lbs. each.

Rules and Regulations

1. All exhibits must be pre-registered by September 1st
2. Bring in your rabbit/cavy from 3:00pm to 8:00pm on Tuesday. All rabbits/cavies will be checked for health before being allowed in cages.
3. Each exhibitor must clean own cages before 8:00am and after 6:00pm each day.
4. Each Exhibitor must always provide food and water their animal.
5. Animals observed without food and/or water for extended periods of time will forfeit all premium points and be pulled from sale line up upon investigation by the ethics committee.
6. Exhibitors must keep all exhibits well groomed, fed, and clean until the close of fair. **NO** animals may be removed before fair closing.
7. Each exhibitor must sign up for barn duty according to superintendent's instructions. **All children under 12 years old** need an adult with them for barn duty.
8. An animal showing symptoms of disease, or external/internal parasites of any kind will **NOT** be allowed to remain in the barn. Exhibitors will be required to take animal home.
9. Each animal or exhibitor shall be placed according to the decision of the judge and such placing shall be final.

RABBITS AND CAVIES

Department 06 (cont.)

11. Pen of three, three rabbits, same breed, variety, sex and age, not over 10 weeks. Minimum weight 3 lbs. each, maximum weight 5 lbs. each.
12. Pet Class: Any rabbit, any breed that is a family pet. Ribbon Award only.

RABBIT AND CAVY FITTING & SHOWING

Section D

Premium Points:

Blue 40, Red 30, White 20

CAVIES

Section C

Breeds:

- a. Abyssinian
- b. Abyssinian
- c. American
- d. American Satin
- e. Coronet
- f. Peruvian
- a. Silkie
- g. Silkie Satin
- h. Teddy
- i. Teddy Satin
- j. Texel
- k. White Crested

Classes:

1. Jr. Boar, up to four months, maximum 22 oz.

2. Intermediate Boar, four to six months, 23 to 30 oz.
3. Sr. Boar over six months, 31 oz. and over
4. Junior Sow, up to four months, maximum 22 oz.
5. Intermediate Sow, four to six months, 23 oz. to 30 oz.
6. Senior Sow over six months, 31 oz. and over
7. Pet Class: any rabbit, any breed that is a family pet. Ribbon award only.



Color this page and bring to the rabbit barn for a ribbon!

Name _____ Age _____

CROSSBREEDS

Section D

EGG PRODUCTION

Section E

(laying hens)

Classes:

1. Single Bird
2. Trio (2 females, 1 male)

WATERFOWL

Section B

Premium Points:

Blue 20, Red 15, White 10

Classes:

1. Small Duck
2. Medium Duck
3. Large Duck
4. Bantam
5. Geese

OTHER

Section C

Breeds:

1. Dove
2. Guinea Hen
3. Pheasant
4. Pigeon
5. Turkey

Poultry Fitting & Showing

Section D

Premium Points:

Blue 40, Red 30, White 20

Poultry Breeding

AMERICAN

Section E

Breeds:

1. Delaware
2. Jersey Giant
3. New Hampshire
4. Plymouth Rock
5. Rhode Island Red
6. Wyandotte
7. Other American

ASIATIC

Section F

Breeds:

1. Brahma
2. Cochin
3. Langshan

ENGLISH

Section G

Breeds:

1. Orpington
2. Sussex
3. Australorp
4. Red Cap
5. Dorking

MEDITERRANEAN

Section H

Breeds:

1. Leghorn
2. Minorca
3. Spanish

CONTINENTAL

Section L

Breeds:

1. Hamburg
2. Maran
3. Barnvelder
4. Welsummer
5. Polish
6. Other Continental

ALL OTHER STANDARD BREEDS

Section I

Breeds:

1. Modern Game
2. Old English Game
3. Naked Neck
4. Ameraucana
5. Other Standard

GAME BANTAM

Section K

Breeds:

1. Modern
2. Old English

SINGLE COMB CLEAN LEGGED BANTAM

Section L

Breeds:

1. Ancona
2. Australorp
3. Leghorn
4. Naked Neck
5. Plymouth Rock
6. Rhode Island Red
7. Other Single

ROSE COMB CLEAN LEGGED BANTAM

Section M

Breed:

1. Leghorn
2. Rhode Island Red
3. Wyandotte

ALL COMB CLEAN LEGGED BANTAM

Section N

Breed:

1. Ameraucana
2. Cornish
3. Polish
4. Other All OCCL

FEATHER LEGGED BANTAM

Section O

Breed:

1. Brahma
2. Cochin
3. Silkie
4. Other Feather Legged

EGG CLASSES

Section R

**6 Eggs in carton -point facing down*

Breeds:

1. Large White
2. Medium White
3. Small White
4. Large Brown
5. Medium Brown
6. Small Brown
7. Large Green
8. Medium Green
9. Small Green



SHOW EM' What You Got

SHEEP

Department 07

Superintendent:

Ryan Hollenbeck

Divisions:

03: Youth Junior

04: Youth Intermediate

05: Youth Senior

07: FFA-I

08: FFA-II

10: Open Youth (Section B, C)

30: Open Class (Section D)

35: Special Needs

Section A, B & C

Premium Points:

Blue 50, Red 30, White 20

MARKET LAMB 110 LBS. – 160 LBS.

(Open to 4H, FFA & Grange Only)

Section A

1. All market and fit & show lambs are to be shorn 7-45 days prior to the fair arrival date.
2. No cryptorchids allowed in the market lamb class. (See 4H, FFA & Grange Market Sale Rules and Regulations)

FEEDER LAMB, 109 LBS. OR LESS

(No Sale) (No Class or Breed needed for section A or B)

Section B

Divisions: Open Class

Cash Awards:

1st Place \$13

2nd Place - \$9

3rd Place - \$6

FITTING AND SHOWING

Premium Points:

Blue 40, Red 30, White 20

Classes:

1. Ram Lamb, under one year
2. Pair Ram Lambs, under one year
3. Ram, one and under two years
4. Ewe Lamb under one year
5. Pair Ewe Lamb, under one year
6. Ewe, one and under two years
7. Ewe, two years and older
8. Young Flock consists of one ram, two ewe lambs, owned by exhibitor.
9. *Flock consists of one ram lamb and two ewe lambs, and two ewes, under one year old. Bred and owned by exhibitor.
10. *Get of Sire, two animals by one ram, either sex. Owned by exhibitor.
11. *Get of Dam, two animals produced by one ewe, either sex. Bred and owned by exhibitor.

*4H, FFA & Grange ONLY

Section E – Wool Show

Premium Points: Blue 40, Red 30, White 20

Classes:

1. Fine
2. Half Blood
3. 3/8 Blood
4. 1/4 Blood
5. Low 1/4 Braids
6. Novelty Fleece, any off color, judged strictly on color and spinning quality. One Champion Fleece, one Reserve Champion Fleece will be awarded at the wool show.

Section F – Sheep Fitting & Showing

Blue 40, Red 30, White 20





SHOW EM'

What You Got

SWINE

Department 08

Superintendent:

Ryan Sams 509-750-0203

Rules and Regulations

(Also refer to 4H/FFA Market Sales and Livestock Rules and Regulations)

1. All Swine will be required to have a USDA #840 number in their ear on animal along with Othello Fair tags. Hogs MUST be tagged on arrival (before entry into fair).
2. NO ONE is allowed at weigh-in table except superintendent. Hogs must have owners name with weigh-in slip and have Animal Health Record Forms filled out.
3. Animals observed without food and/or water for extended periods of time, exhibitor will forfeit all premium points and be pulled from sale line up upon investigation by the ethics committee.
4. Exhibitors must keep animal and stall well-groomed until close of fair or forfeit ALL premiums.
5. ALL Swine to be registered on arrival at fairgrounds with superintendent and will not be removed until check out by superintendent on Sunday.
6. Form for second market hog will be given to exhibitor at weigh-in. Forms must be turned in by 8:00am on Thursday. (Inbox location in Livestock Office). If not turned in, the superintendent will decide what will be done with the animal, i.e. take home, sold at floor.
7. For SAFETY we will not allow electric shears or extension cords in the Swine Barn.
8. Pigs may be clipped, but no closer than ½ inch.
9. No one is allowed in the barn before 8:00am on Sunday.
10. All ear tags must be removed prior to weigh-in, unless there is a Federal ID tag. Ear tags will be provided.
11. Exhibitors must sell their own animal unless excused by the livestock committee.
12. Light and heavy animals MUST go home.
13. Exhibitors must get fair tags before the fair on tag day. Tag day will be before the fair and posted on the ShoWorks website.

Divisions:

- 03: Youth Junior
- 04: Youth Intermediate
- 05: Youth Senior
- 07: FFA-I
- 08: FFA-II

MARKET HOG, ALL BREEDS, 230 LBS. – 300 LBS.

(Open to Youth & FFA Only)

Section A

Premium Points:

Blue 50, Red 30, White 20

FITTING & SHOWING

Section B

Premium Points:

Blue 40, Red 30, White 20



EXHIBIT BUILDING

Superintendent:

Jackie Sue McFarlin 509-847-3376

Terri Nichols & Angie Gilbert

Senior 60+

Adult 59-18

Youth 17 & under (unless otherwise stated)

Open Class: Best of Show Youth, Adult and Senior awards and Superintendent Awards are \$25.00 each

REGISTRATION CLOSES August 30, 2024 at 5pm

ENTRIES WILL BE ACCEPTED ON TUESDAY BEFORE THE FAIR FROM NOON TO 7:00PM.

A Handmade Gift

Written by Amanda Evanson

A gift that's handmade.
Is a gift not replaced
Entrapping sweet memories
That can't be erased

The time and the talent
That goes into crochet
Is where the real gift lies
When giving art away

Made with two hands
And the love of ones' heart
Handmade is extraordinary
And a true work of art.

So when receiving handmade
Rather than store bought
Know in your heart
That someone loves you a lot!

HOMEMAKERS CONTEST

Department 11

1st Place \$25

1. Enter exhibits in four of the following Homemaker Department: Food Preservation, Baked Foods, Horticulture, Flowers, Clothing and Needlework.
2. Exhibitors must have entries in at least four departments. It is not necessary to enter all six departments, but exhibitors must have received one blue ribbon in four of the Homemakers Departments.
3. The contest is open to **ALL** age groups.
4. Exhibitors must notify each department superintendent of their participation exhibit item in this contest.
5. The superintendents will determine the placing.
6. Entries will be judged on originality, overall appearance (eye appeal) and fair theme.

Entries must have a special sticker attached by department superintendent to signify contest item.



*Don't forget each entry is judged with the fair theme as gaining additional points, so remember to include this year's fair theme in each of your exhibits for this event. Also, you must receive a blue ribbon for at least one item in four of the departments, so be certain to enter several items in each department. Good luck to all entrants. Wives, daughters, sons, mothers, fathers, bachelors, grandmas, and grandpas, this is your chance to prove what you can do. Let's make this contest fun to win.

Anyone can do this!

ART

Department 12

Superintendent:
Samantha Copas
The Old Hotel Art Gallery

Premium Points:
Blue 30, Red 20, White 10

Rules and Regulations

1. Please read ALL of the sections: Policies, Rules and Regulations, in the premium book.
2. Each artist may enter a total of 10 pieces in this department.
3. Entries MUST be the work of the exhibitor and made since the last fair.

4. All art for entrants ages 15 and over must be securely framed and/or matted and wired for hanging with a means of support suitable for the weight of the artwork. If entries do not meet the standard of the superintendent, they may be rejected.
5. Artwork that does not appeal to family values will not be accepted.
6. Artwork not eligible for entries will be gratefully accepted (if space is available) for display only under "Share your Creations".

Divisions:

- 10 – Open Youth (17 and under)
- 11 – Open Adult (18-59)
- 12 – Open Senior (60+)

ORIGINAL ART Section A

COPIES Section B

CLASSROOM Section C

Classes:

1. Digital
2. Drawing
3. Mixed Media
4. Painting
5. Other

BAKED GOODS

Department 15

Janice Baginski
Cow Path Bakery

HOMEMAKER CONTEST

See complete contest rules for Department 99. Exhibitors must notify department superintendent of their participation in this contest and designate item for the contest.

Rules and Regulations

1. All entries will be judged on the same day they are entered.
2. Bring a whole loaf of bread and a whole cake, they will be cut as they are entered. You may then take the bread or cake home if desired.
3. One entry only in each class in each division.



4. All foods must be made from basic ingredients.
5. Foods brought will be put on 5"x 5" plate by the assistant and wrapped with plastic after judging.
6. Amount or number is listed after entry and at the top of each section.
7. Baked foods will be cut at the discretion of the judge.
8. Entry MUST be the work of the exhibitor.

FAIR BAKING AWARDS

To promote the use of wheat products, the Washington Association of Wheat Growers offers the following awards to the best overall exhibits in the yeast baking category ~Judge's decision.

ADULT/SENIOR

First Place: Cookbook and Rosette Ribbon
Second Place: Cookbook

YOUTH

First Place: Cookbook and Rosette Ribbon
Second Place: Cookbook

Divisions

- Open Youth (17 and under)
- Open Adult (18-59)
- Open Senior (60+)

QUICK BREADS**Section A**

Premium Points (Section A-I):

Blue 20, Red 15, White 10

Classes:

***Quick Breads bring the whole loaf**

1. Quick Coffee Cake
2. Banana Bread
3. Zucchini Bread
4. Other Quick Breads

***Bring a Quantity of 5 per class**

5. Cake Type Donuts
6. Baking Powder Biscuits
7. Plain Muffins
8. Wheat **whole or 50% wheat*
9. Bran Muffins
10. Fruit Muffins
11. Other Muffins

COOKIES**Section B**

Classes:

***Bring a Quantity of 5 per type**

1. Cereal Drop
2. Chocolate Drop
3. Fruit or Nut Drop
4. Chocolate Chip Drop
5. Other Drop
6. Peanut Butter
7. Other Shaped
8. Rolled
9. Refrigerator and Variety
10. Cookie Press
11. Brownies
12. Other Bars
13. No Bakes
14. Filled
15. Other

YEAST PRODUCTS**Section C**

Classes:

***Bring a Quantity of 5 per class**

1. Cinnamon Roll
2. Donuts
3. Plain Rolls
4. Sweet Rolls
5. Wheat Rolls, whole or 50% wheat

Yeast Bread bring whole loaf

6. White Bread
7. Wheat Bread, whole or 50% wheat
8. Rye Bread
9. Coffee Cake or Tea Ring
10. French Bread
11. Sourdough Bread
12. Other, 5 or whole loaf

CAKES**Section D**

Classes:

***bring cakes whole**

1. Sponge or Chiffon, unfrosted
2. Angel Food Cake, unfrosted
3. White, Frosted
4. Yellow, Frosted
5. Chocolate, Frosted
6. Other Frosted
7. Holiday Fruit Cake
8. Cupcakes, frosted (5)

PACKAGE CAKE MIXES**Section E**

Division:

Open Youth – 6 grade and under (only)

Classes:

***bring cakes whole**

1. Angel Food Cakes, unfrosted
2. Cakes or Cupcakes, frosted.
3. Cookies (5)
4. Muffins or Biscuits (5)
5. Other

DECORATED CAKES

(Judges on Appearance Only)

Section F

Classes:

1. Decorated using Fair Theme
2. Decorated

PIES**Section G**

Classes:

***Bring whole 8" pie**

1. Cherry, single crust
2. Cherry, double crust
3. Berry, single crust
4. Berry, double crust
5. Pie shell, single-no filling
6. Apple, single crust
7. Apple, double crust
8. Rhubarb, single crust
9. Rhubarb, double crust
10. Other, single crust
11. Other, double crust, No filling

CANDY**Section H**

Classes:

***Bring a Quantity of 5 per type**

1. Almond Roca
2. Divinity
3. Fudge
4. Peanut Brittle
5. Taffy
6. Uncooked
7. Other

MACHINE BREADS

(Honorable Mention Only-Bring Whole Loaf)

Section I

Classes:

***Bring a quantity of 5 per class**

1. Cinnamon Roll
2. Donuts
3. Plain Rolls
4. Sweet Rolls
5. Wheat Rolls, whole wheat or 50%
6. Other
7. Coffee Cake or Tea Ring
8. French Bread
9. Rye
10. Sourdough Bread
11. Wheat bread, whole or 50%
12. White Bread
13. Other

FOOD PRESERVATION

Department 16

Joann Rowley

Divisions:

- 10 – Open Youth
- 11 – Open Adult
- 12 – Open Senior

Rules and Regulations

1. Only one entry in any one class per exhibitor, except as noted. All entries must be the sole work of the exhibitor.
2. All canned foods, jam and jelly must be exhibited in clear, standard canning jars.
3. All jar rings must be removed.
4. No wax seals on jams and jellies.
5. Entries must be labeled with method of processing, hot pack or cold pack method, processing time, altitude, product name and date of processing. Apply label to lower half of jar. Processing times must follow USDA recommendations, which are available from the Adams County Extension Service.
6. A recipe must be submitted with ALL tomato products and pickle products.
7. All dehydrated foods must be exhibited in small zip lock bags with labels indicating product name, pre-treatment, drying method (sun, oven or dehydrator) and processing date. If no pre-treatment is used, state, "No Pre-treatment".
8. All entries must be opened at the discretion of the judges.

9. Superintendent has the privilege to add classes.
10. Entries MUST be the work of the exhibitor.

FRUITS

Section A

Premium Points:

Blue 30, Red 20, White 10 (Sections A-G)

Classes:

1. Apples (pieces or strained)
2. Apricots
3. Black or Boysenberries
4. Cherries, dark sweet
5. Cherries, light sweet
6. Cherries, sour pitted
7. Fruit Salad Mix
8. Loganberries or Huckleberries
9. Pears
10. Plums
11. Raspberries
12. Rhubarb
13. Peaches
14. Nectarines
15. Fruit Pie Filling
16. Other

VEGETABLES

Section A

Classes:

1. Asparagus
2. Beans, snap
3. Beets
4. Cabbage
5. Carrots
6. Corn, cream style
7. Corn, whole kernel
8. Peas
9. Tomatoes
10. Zucchini
11. Other

MEATS

Section C

Classes:

1. Beef
2. Fish
3. Mincemeat
4. Pork
5. Poultry

JAMS & JELLIES

Section D

Classes:

(3 kinds allowed in each class)

1. Conserves
2. Fruit Butter
3. Jams
4. Jellies
5. Marmalade
6. Preserves

PICKLES

Section E

Classes:

1. Beet
2. Bread & Butter
3. Cut or Sliced Cucumber
4. Dill
5. Fruit
6. Pickled Vegetables (2 kinds allowed)
7. Relish (2 kinds allowed)
8. Sauerkraut
9. Whole Sweet cucumber
10. Zucchini
11. Other

JUICES & SYRUPS

Section F

Classes:

1. Apple
2. Cherry
3. Grape
4. Tomato or V-8
5. Other Juice
6. Berry Syrup
7. Other Syrup

SAUCES & SOUPS

Section G

Classes:

1. Applesauce
2. Barbeque Sauce
3. Beef Soup
4. Chili Sauce
5. Hot Sauce
6. Other Sauce
7. Poultry Soup
8. Spaghetti Sauce
9. Tomato Sauce
10. Vegetable Soup
11. Other

DRIED FRUITS & VEGETABLES

(Display in Ziplock bags)

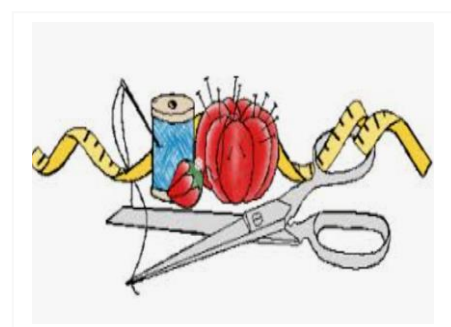
Section H

Premium Points:

Blue 20, Red 15, White 10

Classes:

1. Dried Leathers (2 types)
2. Fruits (3 types)
3. Herbs (3 types)
4. Meat Jerky (1)
5. Trail Mix/Granola
6. Vegetables (3 types)



SEWING

Department 17

Superintendent: Open

Rules and Regulations

1. Articles that are soiled will not be judged.
2. All exhibits will have been made since the last fair and made by exhibitor.
3. Entries are limited to two per class.
4. Points listed at the beginning of each section.

Divisions:

10: Open Youth

11: Open Adult

12: Open Senior

SPECIALTY

Section A

Premium Points (Section A-F):

Blue 20, Red 15, White 10

Classes:

1. Apron (peasant, work, cobbler, etc.)
2. Baby Blankets
3. Bib
4. Decorations
5. Doll Accessories
6. Doll Wardrobe
7. Dress Accessory (hat, gloves, stole, purse, etc.)
8. Handbags
9. Pillow
10. Potholders
11. Stuffed Animals
12. Table Runners
13. Totes
14. Undergarment
15. Other

CASUAL WEAR

Section B

Classes:

1. Blouse/skirt – Women's
2. Boy's Suit
3. Costumes
4. Dress
5. Jacket
6. Knit wear/Fleece wear
7. Playsuit/Jumper
8. Shirt-Men's
9. Sleep wear/Lounge wear
10. Vest
11. Other

CHILDREN'S CLOTHES

Section C

Classes:

1. Baby Clothes, 2-piece
2. Boy's Suit
3. Costume
4. Fancy Dress
5. Girl's Pant set/Skirt set
6. Jeans/Overalls
7. Pants
8. Playsuit/Swimsuit
9. School Dress
10. Shirt or Blouse
11. Sleepwear (short or long)
12. Sports Garment
13. Other

KNIT FABRICS

Section D

Classes:

1. Blouse or Top
2. Shorts
3. Slacks
4. Dress
5. Tab Neck Shirt
6. Swimsuit
7. Other

KNIT FABRIC LINGERIE

Section E

Classes:

1. Slip
2. Bra
3. Panties
4. Nightgown
5. Other

KIT or DESIGNER ORIGINAL

Section F

Classes:

1. Articles from a kit
2. Designer – original pattern
3. Other

ADVANCED SEWING

Section G

Premium Points:

Blue 30, Red 20, White 10

Classes:

1. Sport Outfit (2 or 3 pieces)
2. Afternoon Dress (other than wool)
3. Wool Dress (1 or 2 pieces)
4. Party Dress (long or short)
5. Lined Jacket
6. Dolls & Doll Clothing
7. Other

WOMAN'S TAILORED SUITS/COATS

Section H

Premium Points:

Blue 30, Red 20, White 10

Classes:

1. Women's Tailored Suit
2. Women's Tailored Coat
3. Winter Coat
4. Other

MEN'S TAILORED SUIT & COATS

Section I

Premium Points:

Blue 30, Red 20, White 10

Classes:

1. Man's pant
2. Man's Tailored Coat
3. Man's Tailored Suit



CRAFTS

Department 18

Superintendent: Open

Rules and Regulations

1. Please read ALL of section: Policies, Rules and Regulations, in premium book.
2. Only one entry in each class.
3. All framed or matted work must be ready and wired for hanging.
4. Entry must be original work of exhibitor.
5. Articles must be made since last fair.
6. Judging standards:
 - a. Craftmanship (neatness)
 - b. Design (balance, contrast, rhythm, proportion, color)
 - c. Originality

Divisions:

10: Open Youth

11: Open Adult

12: Open Senior

Original Crafts (no kits)

Section A

Premium Points:

Blue 20, Red 15, White 10

Classes

1. Artificial Flowers (arrangement)
2. Basketry
3. Beading
4. Driftwood Articles
5. Enameled Copper Craft
6. Felt Craft
7. Glass
8. Jewelry (shells, stones, etc.)
9. Leather Craft
10. Magnet Craft
11. Metal Craft
12. Mosaics
13. Plastic Craft
14. Straw Craft

15. Block Prints
16. Burlap
17. Ceramics
18. Clay
19. Collages
20. Decoupage
21. Dough
22. Dresses Doll (foreign or story book)
23. Eggs
24. Feather Craft
25. Foam
26. Hand Painted Porcelain
27. Handmade game
28. Handmade toy
29. Holiday Crafts
30. Lamps
31. Lincoln Logs
32. Matchsticks or popsicle sticks
33. Mobiles
34. Model Buildings or Houses
35. Model Farm Machinery
36. Net
37. Other
38. Paper
39. Pinecones
40. Plaster of Paris
41. Puppets
42. Rocks
43. Shell Crafts
44. Soap
45. String Craft/Cymograph
46. Stuffed animal or doll
47. Wall Plaque
48. Wax
49. Wood

Articles from Kits

Section B

Premium Points:

Blue 15, Red 10, White 5

Classes:

1. Leather Kits
2. Mosaics
3. Paint by number (any media)
4. Plastic Kits
5. Other

Movable Articles (Swing, Ferris Wheel, etc.)

Section C

Premium Points:

Blue 20, Red 15, White 10

Classes:

1. Erector Sets
2. Vehicles



FIELD CROPS

Department 19

Bruce Lynch

Rules and Regulations

1. Only grain produced in the most relevant harvest year shall be eligible for entry except when otherwise stated.
2. Threshed grains and seeds shall be displayed in clear glass jars furnished by the exhibitor.
3. Small seeds like alfalfa in half pint jars, large seeds like wheat and beans in quart jars.
4. NOTE! Entries are judged on "uniformity" of size, shape, color and quality.
5. Always list variety on entry.
6. Crops not listed enter in horticulture (example: melons, tomatoes, peppers, etc.)

Divisions:

10: Open Youth

11: Open Adult

12: Open Senior

Premium Points

(Section A-G except as noted)

Blue 30, Red 20, White 10

GRAIN

Section A

Classes:

1. Barley
2. Oats Dark
3. Oats White
4. Triticale
5. Wheat Hard Red
6. Wheat Soft Red
7. Other Grains

LARGE SEED (Quart Jars)

present to prior year

Section B

Classes:

Large Seed

4. Dry Beans Navy
5. Dry Beans Pinto
6. Dry Beans Red
7. Dry Beans Small White
8. Dry Beans Small Other
9. Dry Peas Edible Green
10. Dry Peas Edible Yellow
11. Dry Peas Forage
12. Dry Peas Other
13. Sunflower
14. Other Large Seed

SMALL SEED (Pint Jar)

most current harvest

Section C

Classes:

1. Alfalfa
2. Clover
3. Dried Buckwheat Seed
4. Dried Canola Seed
5. Dried Carrot Seed
6. Dried Dill Seed
7. Dried Mustard Seed
8. Dried Onion Seed
9. Dried Radish Seed
10. Grass
11. Other Small Seeds

HAY

Section D

Premium Points:

Blue 30, Red 20, White 10

Classes:

1. Alfalfa, 3 bales
2. Mixed Hay, 3 bales
3. Hay Cubes, 10 cubes
4. Other

ROW CROPS

Section E

Classes:

1. Onions, yellow, plate of 5
2. Onion, white, plate of 5
3. Onions, red, plate of 5
4. Potatoes, Russet Burbank 5 tubers
5. Red Potatoes, 5 Tubers
6. Potatoes, Other varieties, 5 tubers
7. Peppermint Oil, 2 oz. container
8. Spearmint Oil, 1 oz. container
9. Ear Corn, 3 ears
10. Special Potato, oddity in natural state

BEE PRODUCTS

Section F

Classes:

1. Honey, 1 quart, no label
2. Honey display, hive, gloves, etc. (no name or label)

TREE CROPS

Section G

Classes:

1. Apples
2. Nuts
3. Soft Fruit
4. Other

WASHINGTON "SPUD" CONTEST

Section H

Classes:

1. Biggest Potato (by weight, not length)
2. Most Unique (judged by oddity, color, size, shape in its "natural state")

\$100 prize for the winner in each category, all other entries will receive a participation ribbon. Anyone can enter, there are no age divisions. **One entry per**





FLOWERS

Department 20

Donna Roper

Rules and Regulations

1. Vases are furnished for cut flower specimens.
2. Exhibits must be grown by the exhibitor. The exhibit should be named before entering.
Example: Rose Hybrid Tea
3. Foliage must be exhibited with specimen blooms. Always leave foliage (at least two leaves on the flowers entire if leaves occur naturally on the stem).
4. If class calls for spray, there must be two to five blooms open and/or showing color.
5. Flowers in each lot must be same in color.
6. The Superintendent will accept flowers of different colors or variety as separate entries in a class. (Example: an orange "Tropicana" tea rose, and a red/white "Fire & Ice" tea rose as separate entries).

7. ALL blooms and foliage MUST be clean and bug free, no wilted flowers will be accepted.
8. Exhibitors are encouraged to replace any wilted blooms during the fair.

Divisions:

- 10: Open Youth
- 11: Open Adult
- 12: Open Senior

Flower Arrangements

Section A

Premium Points:

Blue 30, Red 20, White 10

Rules and Regulations

1. All designs must have been arranged by the exhibitor.
2. Flowers and foliage need not be grown by the exhibitor.
3. Driftwood, weathered weed, figurines, candles or other accessories may be used.
4. Fresh cut plant material must be used unless otherwise stated in class.
5. A minimum of dried and treated plant material may be used unless otherwise stated.
6. Artificial flowers, fruit or foliage will not be accepted in the flower department. Coloring of plant material is not allowed.
7. Exhibitor provides container for arrangement.

Classes:

1. "Countryside", dried materials
2. "Early Settlers", using antique containers.
3. "Fair Theme", arrangements
4. "Wagon West", using decorative wood

Section B

Aster: Three blooms per entry

Section C

Begonias: Plant must not have been previously exhibited at the Othello Fair. Diameter of container must not exceed 12"

Section D

Chrysanthemums: Spray at least 3 blooms

Section E

Dahlias: One bloom and adequate stem with attached foliage, short stem acceptable

Section F

Gladiolas: You may enter as many exhibits as you wish, must be different colors. Glad's should be 1/3 blooms, 1/3 bud, 1/3 closed.

Section G

Marigolds: Three blooms per entry with attached foliage

Section H

Petunias: One spray consisting of two to five blooms, open and/or showing color, groomed

Section I

Roses: Roses are judged on form, substance color, stem, foliage, and proportion. At the time of judging an exhibition rose should be one bloom, 1/4 to 1/2

Section J

Zinnias

Section K

Miscellaneous: Many varieties of annuals and perennial bloom during late summer. Any annual or perennial not listed above, or flowering shrub is welcome in this category. Be prepared to identify your exhibit. May enter more than one in each class but must be a different kind of flower.

Classes:

1. Annual
2. Perennial
3. Bulb Grown
4. Cactus
5. Other

CONTAINER GROWN PLANTS

Section L

Rules and Regulations

1. Houseplants must have been in possession of an exhibitor for at least 3 months.
2. Plant must not have been previously exhibited at Othello Fair.
3. The diameter of the container must not exceed 12".
4. The diameter of the plant must not exceed 30".
5. Leaves must not be waxed.
6. Must be in their container for at least two months before the fair.

Classes:

1. African Violets
2. Begonia
3. Cactus
4. Coleus
5. Dish Garden
6. Fern
7. Flower Plant
8. Geranium
9. Hanging Basket
10. Ivy
11. Potted Tree
12. Terrarium
13. Any other potted plant

Section M

Dried Plants (Everlasting Flowers) exhibitor must be able to identify specimens

Classes:

1. Annuals, 3 blooms
2. Chinese Lantern, 1 spray
3. Globe Amaranth, 3 blooms
4. Grasses
5. Herbs, 3 sprigs or blooms
6. Honesty (money plant), 1 spray
7. Perennial, 3 blooms
8. Statice, 3 stems, mixed color
9. Statice, 3 stems, one color
10. Strawflowers, 3 stems, mixed color
11. Strawflowers, 3 stems, one color
12. Wildflowers, 3 blooms
13. Other

HORTICULTURE

Department 21

Superintendent: Open

HOMEMAKER CONTEST

See complete contest rules for Department 99. Exhibitor must Notify department superintendent of their participation in this contest and designate item for contest.

Rules and Regulations

1. Plates, trays and water containers for herb display will be provided.
2. Wash, brush to remove soil. NO WAXING.
3. Trim tops, stems and roots as stated for class entering.
4. Please give the correct name of the variety entered.
5. Produce should be yard/garden grown, **not field/farm grown**.
6. Exhibits must be grown by exhibitor.

Divisions:

- 10: Open Youth
- 11: Open Adult
- 12: Open Senior



VEGETABLES

Section A

Premium Points (Section A-E)

Blue 20, Red 15, White 10

Classes:

1. Beans, green snap, 12 pods
2. Beans, snap, other varieties, 12 pods
3. Beans, lima, 12 pods
4. Beets, baby, 6 greatest diameter 1-1/2"
5. Beets, table, 5, 1-1/2" to 3"
6. Broccoli, 3 heads
7. Brussels Sprouts (6)
8. Cabbage, 1 round head
9. Cabbage, 1 pointed head
10. Red Cabbage, 1 head
11. Cauliflower, 1 head
12. Carrots, baby, up to 1" diameter (5)
13. Carrots, table 1" to 2" in diameter (5)
14. Carrots, more than 2" in diameter (5)
15. Celery, 1 stalk
16. Sweet Corn, 3 ears roasting stage
17. Sweet White Corn, 3 ears
18. Corn, pop, 3 mature ears up to 8" long (2)
19. Corn, ornamental or Indian, 3 mature ears
20. Corn, other, 3 ears
21. Cucumber, sweet pickling, up to 2-1/2" long
22. Cucumbers, pickling, 2-1/2" to 5" long (5)
23. Cucumbers, slicing, over 5" long (3) up to 14" long (1)
24. Cucumbers, Burpless, over 5" long (3)
25. Cucumbers, Lemon (3)
26. Cucumbers, Other (5)
27. Eggplant, 1 mature
28. Eggplant, Japanese (1)
29. Kale, 1 stock
30. Kohlrabi, 3 bulbs
31. Novelties (specify)
32. Okra, 5 pods
33. Onion, white, outer skins removed (5)
34. Onion, yellow, outer skins removed (5)
35. Onion, red, outer skins removed (5)
36. Parsnip, 1-1/2" to 3-1/2" in diameter (93)
37. Peas, eating stage, 12 pods
38. Peas, other, 12 pods
39. Peppers, hot or chili (12)
40. Peppers, sweet, red (3)
41. Peppers, sweet, green (3)
42. Peppers, sweet, yellow (3)
43. Peppers, sweet, white (3)
44. Peppers, sweet, purple (3)
45. Peppers, Jalapeno (3)
46. Peppers, yellow sweet banana (3)
47. Peppers, Serrano Hot, red, green (12)
48. Peppers, Hungarian Wax (12)
49. Peppers, Habanero hot green (12)
50. Peppers, other (12)
51. Potatoes, Russet variety (3)
52. Potatoes, round, red (3)
53. Potatoes, round, white (3)
54. Potatoes, Yukon Gold (3)
55. Potatoes, other (specify) (3)
56. Pumpkin, pie variety, stem intact, under 15 lbs. (1)
57. Pumpkin, large (jack-o-lantern type) 10+ lbs., (1)
58. Pumpkin, miniature (2)
59. Radishes, tops trimmed to 2" (6)
60. Rhubarb, Stalk full length (5)
61. Rutabagas (3)
62. Squash, crookneck or straight neck, up to 8" long (2)
63. Squash, scallop, up to 4" in diameter (2)
64. Squash, scallop, up to 8" in diameter (20)
65. Squash, Zucchini, up to 10" long (3) meter
66. Squash, Zucchini, 1 mature (bread stage), up to 14" long (1)
67. Squash, spaghetti, 1 mature
68. Squash, Acorn, Danish, or Table Queen, 1 mature
69. Squash, Jersey Golden Acorn, 1 mature
70. Squash, Banana, 1 mature
71. Squash, Buttercup, 1 mature
72. Squash, Butternut, 1 mature
73. Squash, Golden Hubbard, 1 mature
74. Squash, Green Hubbard, 1 mature
75. Squash, Marble Head, 1 mature
76. Squash, other (specify), 1 mature
77. Tomatoes, (ripe), stem intact (4)
78. Tomatoes, (green), stem intact (4)
79. Tomatoes, red cherry, stems intact (12)
80. Tomatoes, pear, stems intact (12)
81. Tomatoes, salad, ripe (4)
82. Tomatoes, salad, green (4)
83. Tomatoes, lemon, stems intact (5)
84. Tomatoes, Roma (4)
85. Tomatillos, stems intact (12)
86. Turnips, stems trimmed to 1" (5)
87. Other vegetables (specify)



OTHER GARDEN PLANTS**Section B**

All fresh herbs listed below should be tied in 1" diameter bundles with stems 5" long. Exhibits will be displayed standing in water to maintain freshness. Containers will be provided.

Classes: (5 stems each unless otherwise stated)

1. Basil
2. Chives
3. Coriander
4. Dill, 3 mature heads
5. Garlic, 6 bulbs
6. Gourds
7. Horse Radish, 3 roots
8. Lavender
9. Marjoram
10. Oregano
11. Parsley
12. Peppermint
13. Rosemary
14. Sage
15. Spearmint or mature mint
16. Sunflower head, 1 mature.
17. Thyme
18. Other (Specify)

MELONS**Section C**

Classes: (1 mature melon)

1. Cantaloupe or Muskmelon
2. Crenshaw
3. Honey Dew
4. Watermelon
5. Other (specify)

SMALL FRUITS**Section D**

1. Grapes
2. Blueberries
3. Cherries
4. Other (specify)

X-LARGE SPECIMENS**Section E**

NO premium points will be given in Section D. Largest specimen in each class will receive a blue ribbon, all other participants will receive participant ribbons.

Classes:

1. Cabbage
2. Cucumber
3. Pumpkin
4. Squash
5. Watermelon
6. Zucchini

NATURE FREAKS AND NOVELTY HORTICULTURE**Section F**

Specimens entered in this exhibit may be freaks of unusual shapes of known varieties. They may also be varieties strange to this area. **FOR DISPLAY ONLY, RIBBONS ONLY.**

Classes:

1. Natural Freaks
2. Novelty – fruit or vegetable unusual to this area
3. Vegetable Creatures, create your own animal or monster using vegetables. Glue, toothpicks, etc. are

TALLEST SUNFLOWER CONTEST/LARGEST HEAD CONTEST
Section G

Sunflower, complete with head and some root section.

Classes:

1. Largest head: First place \$15
2. Tallest sunflower: First place \$15

**LARGEST PUMPKIN CONTEST****Section G**

\$100 prize for the largest pumpkin (by weight, not measurement) Pumpkin will need to be weighed at a certified scale before bringing them to the fair with a printout of the verified weight. Questions or locations of scales contact Jackie Sue McFarlin at 509-8457-3376

NEEDLEWORK

Department 22

Christine Rodriquez
Diana Valdez

Rules and Regulations

1. Only two entries in each class.
2. Entry must be completed by the exhibitor, after the fair last year.
3. Articles for Display Only and marked as such, gladly accepted if space allows.
4. Standards for judging:
 - a. Suitability of color and design
 - b. Simplicity of decorativeness for purpose
 - c. Cleanliness (NO pet hair)
 - d. All entries must be complete
 - e. Workmanship
5. Exhibits must be the work of the exhibitor.

Divisions:

- 10: Open Youth
- 11: Open Adult
- 12: Open Senior

HOT PADS, POTHOLDERS, MITTS, HANGERS, OR PIN CUSHIONS

Section A

Premium Points:

Blue 30, Red 20, White 10

Classes:

1. Crocheted
2. Cross Stitch
3. Hand Sewn
4. Knitted
 - a. Hand
 - b. Machine
5. Needlepoint (no threads or unfinished ends)
6. Woven
7. Other

TEA TOWELS (set of 2)

Section B

Premium Points:

Blue 20, Red 15, White 10

Classes:

1. Crocheted
2. Cross Stitched
3. Embroidered
4. Other

PILLOWCASES (must be a pair)

Section C

Premium Points:

Blue 20, Red 15, White 10

Classes:

1. Embroidered
2. Cutwork
3. Crocheted Trim
4. Cross Stitch
5. Tatted
6. Other

DECORATED PILLOWS

Section D

Premium Points:

Blue 20, Red 15, White 10

Classes:

1. Bargello
2. Crewel
3. Crocheted
4. Cross Stitch
5. Embroidered
6. Hooked Pillows
7. Knitted
8. Needlepoint
9. Pieced
10. Smocked
11. Other

DOILY, CENTERPIECE, DRESSER SCARF, TERRY CLOTH OR HANDKERCHIEFS (one piece)

Section E

Premium Points:

Blue 20, Red 15, White 10

Classes:

1. Crocheted
2. Cross Stitch
3. Cut Work
4. Embroidered
5. Knitted
6. Needlepoint
7. Tatted
8. Woven
9. Other

LARGE TABLECLOTH, BEDSPREAD OR AFGHAN

Section F

Premium Points:

Blue 30, Red 20, White 10

Classes:

1. Applique
2. Crochet
3. Cross Stitch
4. Embroider
5. Knit
6. Pieced
7. Woven
8. Other

Two- or Three-Piece Baby Set

Section G

Premium Points:

Blue 30, Red 20, White 10

Classes:

1. Bargello
2. Crocheted
3. Knitted
 - a. Hand
 - b. Machine
4. Needlepoint
5. Woven
6. Other

RUGS**back must be finished with binding***Section H**

Premium Points:

Blue 30, Red 20, White 10

Classes:

1. Braided
2. Crocheted
3. Hooked
4. Knitted
5. Needlepoint
6. Woven
7. Other

SOCKS, SLIPPERS, BOOTIES, MITTENS, PURSE, BONNETS, SCARVES**Section I**

Premium Points:

Blue 30, Red 20, White 10

Classes:

1. Bargello
2. Crocheted
3. Knitted
 - a. Hand
 - b. Machine
4. Needlepoint
5. Woven
6. Other

STOLE, SHAWL, SWEATER, DRESS**Section J**

Premium Points:

Blue 30, Red 20, White 10

Classes:

1. Bargello
2. Crocheted
3. Knitted
 - a. Hand
 - b. Machine
4. Needlepoint
5. Woven
6. Other

WALL DECORATIONS**must be framed with back dust cover and hanger***Section K**

Premium Points:

Large – Blue 20, Red 15, White 10

Small – Blue 15, Red 10, White 5

Classes:

1. Applique
2. Bargello
3. Crewel
4. Cross Stich
5. Embroidery
6. Hooked
7. Needlepoint
8. Unframed
9. Woven
10. Other

CHRISTMAS DECORATIONS**Section L**

Premium Points:

Blue 20, Red 15, White 10

Classes:


1. Crewel
2. Crocheted
3. Cross Stich
4. Embroidered
5. Hooked
6. Knitted
 - a. Hand
 - b. Machine
7. Needlepoint
8. Other

UNUSUAL ITEMS**Section M**

Premium Points:

Blue 20, Red 15, White 10

To qualify for this section, the article must be truly unusual and interesting and not for in the regular section. A history of the article, material used, and its purpose must accompany the article.

**QUILTING****Department 23**

Superintendent

Open

Limit to two entries per section. We realize the computer will allow you to register more than two items per section. This will allow you to dream about items you hope to get done. However, only two items will be accepted per section.

Divisions:

10: Open Youth

11: Open Adult

12: Open Senior

MINI QUILTS AND WALL HANGINGS**Section A**

**size of 45" or less in width; no more than 180" in circumference*

Classes:

1. Hand Pieced, Hand Quilted
2. Hand Pieced, Tied
- 3A. Hand Pieced, Machine Quilted - Self Stitched
- 3B. Hand Pieced, Machine Quilted - Professionally Quilted
- 3C. Hand Pieced, Machine Quilted - Group (more than 1 person)
- 3D. Hand Pieced, Machine Quilted - Combination of Above
4. Machine Pieced, Hand Quilted
5. Machine Pieced, Tied
6. Machine Pieced, Machine Quilted

LARGE QUILT, COMFORTERS, BEDSPREADS

**size of 80" or more in width*

Section A

Premium Points:

Blue 30, Red 20, White 10

MEDIUM QUILT

Section B

**Width greater than 50", less than 80"*

SMALL QUILT, COMFORTERS, BLANKETS

Section C

**size of 30" to 50"*

Classes:

- 1, Hand Pieced, Hand Quilted
2. Hand Pieced, Tied
- 3A. Hand Pieced, Machine Quilted - Self Stitched
- 3B. Hand Pieced, Machine Quilted - Professionally Quilted
- 3C. Hand Pieced, Machine Quilted - Group (more than 1 person)
- 3D. Hand Pieced, Machine Quilted - Combination of Above
4. Machine Pieced, Hand Quilted
5. Machine Pieced, Tied
6. Machine Pieced, Machine Quilted

TABLE RUNNERS, PLACE MATS, AND MUG RUGS

Section E

Classes:

- 1, Hand Pieced, Hand Quilted
2. Hand Pieced, Tied
- 3A. Hand Pieced, Machine Quilted - Self Stitched
- 3B. Hand Pieced, Machine Quilted - Professionally Quilted
- 3C. Hand Pieced, Machine Quilted - Group (more than 1 person)
- 3D. Hand Pieced, Machine Quilted - Combination of Above
4. Machine Pieced, Hand Quilted
5. Machine Pieced, Tied
6. Machine Pieced, Machine Quilted

MISCELLANEOUS QUILTED ITEMS

Section F

Bags, wearables, pincushions, potholders, toys, etc.

Classes:

- 1, Hand Pieced, Hand Quilted
2. Hand Pieced, Tied
- 3A. Hand Pieced, Machine Quilted - Self Stitched
- 3B. Hand Pieced, Machine Quilted - Professionally Quilted
- 3C. Hand Pieced, Machine Quilted - Group (more than 1 person)
- 3D. Hand Pieced, Machine Quilted - Combination of Above
4. Machine Pieced, Hand Quilted
5. Machine Pieced, Tied
6. Machine Pieced, Machine Quilted

PHOTOGRAPHY

Department 24

Sherri Malone
Sandi Bosch

Premium Points:

Blue 25, Red 15, White 10

Divisions:

10 – Open Youth

11 – Open Adult

12 – Open Senior

Rules and Regulations

1. Photos must have been taken within the last 12 months and be the work of the exhibitor.
2. ALL single photo entries must be matted in white and have (Velcro (T)) type hook.
3. All photos shall be 5x7 up to 11x14.
4. Storyboards MUST be matted, must have a minimum of four pictures, be no smaller than 8"x10" nor larger than 11"x14", and tell a story.
5. Collages MUST be matted, can include no more than six photos and be matted no smaller than 8"x10" nor larger than 11"x14".
6. Panoramic views MUST be matted and can be as large as 11"x14".
7. No framed entries allowed, except for DISPLAY purposes only, and will not be judged or awarded points.
8. Entries will be judged by professional photographers on the following guild lines:
 - a. Quality of shot resolution, sharpness, color and neatness
 - b. Composition rule of thirds, use of lines, balance of composition, smoothness of transitions in panoramas
- c. Interest timeliness of subject, mass appeal of subject, tie into Othello Fair theme
- d. Mounting color choice, eye appeal, neatness, follows matting instructions (above)
- e. Overall presentation, general appearance, 'First Impression'

9. Each exhibitor may enter up to a total of 10 entries in this department.

Classes:

1. Agriculture in Action (photos of agriculture in action)
 2. Nature (landscape, seascapes, etc.)
 3. Architectural (buildings or structures)
 4. Animals in the Wild (including insects)
 5. Household Pets (excluding farm animals)
 6. Garden & Floral (excluding professional agriculture)
 7. Still Life (inanimate object(s) 'posed' for the shot)
 8. People (individuals or groups, posed or candid)
 9. Outdoor Recreation (hiking, climbing, backpacking, golfing, etc.)
 10. Vehicles (parked or in motion)
 11. Sporting Events (the action of the event)
 12. Abstractions (creative use of filters, photoshop techniques etc., where there is no easily identifiable 'subject')
 13. Digitally Enhanced or Altered Photos (subject is still identifiable)
 14. Panoramas (wide angle views of a scene, single or multiple phot)
 15. Story Boards (several photos which tell a story)
 16. Collages (several photos used together to make one artistic statement collectively)
- Farm Animals

WOOD/SHOP WORK

Department 25

Jim & Sharon Rodgers

Large Project Premium Points:

Blue 30, Red 20, White 10

Small Project Premium Points:

Blue 20, Red 15, White 10

**Judging large or small is based on size and complexity of item.*

Divisions:

10: Open Youth

11: Open Adult

12: Open Senior

Classes:

1. Woodcarving
2. Saw Crafts
3. Metal
4. Woodwork
5. Kits of wood or metal



PAPER ARTS

Department 26

SUPERINTENDENT: Open

Limit of two entries per class.

Divisions:

10 – Open Youth

11 – Open Adult

12 – Open Senior

DIGITAL BOOK

Section A

Premium Points (Sections A-I):

Blue 15, Red 10, White 5

Classes:

1. Children
2. Family
3. Heritage
4. Holiday
5. Landscapes
6. Vacation
7. Other

DOUBLE PAGE SCRAPBOOK SPREAD

Section B

Classes:

1. Children
2. Family
3. Heritage
4. Holiday
5. Landscapes
6. Vacation
7. Other

SINGLE PAGE SCRAPBOOK SPREAD

Section C

Classes:

1. Children
2. Family
3. Heritage
4. Holiday
5. Landscapes
6. Vacation
7. Other

CALENDARS

Section D

Classes:

1. Animals
2. Family
3. Holiday
4. Scenery
5. Other

HANGING PAGES (FRAMED)

Section E

Classes:

1. Animals
2. Family
3. Holiday
4. Scenery
5. Other

CARDS

Section F

Classes:

1. Birthday
2. Embossed Stamping
3. Get Well
4. Holiday
5. Iris Fold
6. Stitching
7. Sympathy
8. Thank You
9. Thinking of You

ALBUMS

Section G

ALTERED CRAFTS

Section H

Classes:

1. Books
2. Notepads/Journals
3. Tins
4. Other

ORIGAMI

Section I

Premium Points

Blue 25, Red 15, White 10

Classes:

1. Animals, Small
2. Animals, Large
3. Birds, Small
4. Birds, Large
5. Bug, Small
6. Bug, Large
7. Other, small
8. Other, large
9. Mobiles

LEGOS

Department 27

Mark Campbell



Division:

10: Open Youth

11: Open Adult

12: Open Senior

Rules and Regulations

1. Only one entry in each class.
2. Entry must be the original work of the exhibitor.
3. Entry must be made within the last year.
4. All entries will be judged on its merits as a hobby. Ribbons to be considered in judging include: execution, originality, study, possibilities of development, education value, and general appearance. Larger doesn't make it a better entry.
5. Large entries will need to notify the superintendent. With a picture to make sure we have space.
6. The superintendent has the right to accept or refuse any entry.
7. Bring in kit instructions (kits only) Kits will be judged on accuracy to instructions.
8. Shelves for display are 15" deep. If you need a larger shelf, please contact the superintendent before bringing the LEGO piece in.

ORIGINAL DESIGN

(no kits)

Section A

Premium Points:

Blue 20, Red 15, White 10

Classes:

1. Animals
2. Buildings
3. People Scenes
4. Vehicles
5. Other

KITS ONLY

Section B

Premium Points:

Blue 20, Red 15, White 10

Classes:

1. Animals
2. Buildings
3. People
4. Scenes
5. Vehicles
6. Other

ROBOTICS OR ELECTRONICS

Section C

Premium Points:

Blue 20, Red 15, White 10

Classes:

1. Animals
2. Buildings
3. People
4. Scene
5. Vehicles
6. Other



4H BUILDING EXHIBITS

Department 29

Superintendent:

Julie Hartz 509 660 0036

Rules and Regulations

All 4H projects and exhibits **EXCEPT** beef, dairy, swine, sheep, horses, poultry, and rabbits. (Refer to Livestock Rules and Regulations, Market Sales Rules and Regulations, and Department 01 – 08).

1. All exhibits will be entered from 10:00am until 7:00pm on Tuesday.
2. County fair premium money will be paid only to those 4H members completing the 4H year September 30th.
3. 4H age divisions are based on 4H members' grade on October 1st of current program year (the 4H program is October 1st through September 30th).

Divisions:

- 03 – 4H Junior
- 04 – 4H Intermediate
- 05 – 4H Senior
- 06 – 4H Primary

Demonstrations

Section A

Premium Points:

Blue 40, Red 30, White 20

1. Presentations will be given on the fairgrounds during the fair. Subject must be of general interest or pertaining to project. 4H members must have presented demonstration to their club on demo day prior to the fair.
2. It is recommended members enter a record book and/or do a demonstration before selling time. Presentations will be scheduled for the afternoons. Participants need to sign up for a specific time when exhibits are entered on Tuesday.

Classes:

1. Public speaking, no visuals, talk only.
2. Illustrated talks, use of graphs, charts or other visuals.
3. Demonstrations: demonstrate how to do something (Show and Tell)

4H POSTER AND EDUCATIONAL DISPLAYS

Section B

Premium Points:

Blue 30, Red 20, White 10

1. Charts, posters, pictures or scrapbooks showing work done in project.
2. Educational displays are to be entered in the 4H building.
3. Registration must be securely attached and visible in order to be judged.

Classes:

1. Advance Leather Crafts
2. Adventure in Leather Crafts
3. Arts & Crafts
4. Beef
5. Beekeeping, Entomology
6. Carcass
7. Career Exploration
8. Cats
9. Clothing
10. Community Pride
11. Cross Cultural & Government
12. Demonstration props
13. Dairy
14. Dogs
15. Foods & Nutrition
16. Forestry
17. Goats
18. Health
19. Horses
20. Leadership
21. Marine Science
22. Marketing

23. Photography
24. Poultry
25. Rabbits & Cavies
26. Recreation
27. Safety
28. Self-Determined Project
29. Sheep
30. Swine
31. Other

CLUB SCRAP BOOK CONTEST

Section C

Premium Points:

Blue 20, Red 15, White 10

SECRETARY'S BOOK

Section D

Premium Points:

Blue 20, Red 15, White 10

4H RECORD BOOKS

Section E

Premium Points:

Blue 100, Red 50, White 25

1. All 4-H exhibitors are strongly encouraged to enter their record book.
2. Enter books in the 4-H building.
3. Enter according to your grade division.
4. Results will be available on the LAST day of the fair.



4-H Plant Science

Open to 4H members enrolled in crops.

CROPS

Section F

Classes:

1. A collection of 15 crop seeds. The seeds can be grasses, cereal, legumes, or field crops. Seeds should be placed on cardboard or plywood posters (8x15).
2. A display of the life cycle of any crop plant. Stages of growth should be mounted on a cardboard post.
3. An exhibit of some other crop enterprise (check with Extension Agent)
4. Booklet or folder of 10 pressed and mounted crop plants, either forage, cereal, or grass.
5. Field Corn, cleaned, damage free, 3.
6. Forage, 1 sheaf.
7. Grain, 1 sheaf.
8. Hay, alfalfa, or grass, 3 bales
9. Legume or Grass Seed, any variety, 1 pint
10. Potatoes, any variety, 3
11. Small grain or Sorghum, any variety, 1 pint

FRUITS

Section G

Premium Points:

Blue 15, Red 10, White 5

Classes:

1. Apples, summer, 3
2. Apples, winter, 3
3. Berries, other 2 pints
4. Currants, 2 pints
5. Gooseberries, 2 pints
6. Grapes, table, 1 bunch.
7. Grapes, wine, 1 bunch.
8. Nectarines, 3
9. Nuts, in the shell, 6
10. Peaches, 3

GARDENING

Section H

Premium Points:

Blue 15, Red 10, White 5

1. All produce must be clean and ready for display.
2. Limit: 15 different exhibits.
3. No pre-entry necessary.
4. Variety name or company must be on each entry.



VEGETABLES

Section I

Premium Points:

Blue 15, Red 10, White 5

Classes:

1. Beans, green snap, 3 pods
2. Beans, snap, other varieties, 3 pods
3. Beans, lima, 3 pods
4. Beets, baby, 3 greatest diameter 1-1/2"
5. Beets, table, 3, 1-1/2" to 3" in diameter
6. Broccoli, 2 heads
7. Brussels Sprouts, 3
8. Cabbage, 1 round head
9. Cabbage, 1 pointed head
10. Cabbage Red, 1 head.
11. Carrots, baby, up to 1" in diameter, 3
12. Carrots, table, 1" to 2" in diameter, 3
13. Carrots, more than 2" in diameter, 3
14. Cauliflower, 1 head
15. Celery, 1 stalk
16. Corn, pop, 2 mature ears
17. Corn, ornamental or Indian, 2 mature ears
18. Corn, other, 2 ears
19. Cucumbers, sweet pickling, up to 2-1/2" long, 3 up to 14", 1
20. Cucumbers, pickling, 2 1/2" to 5" long, 3
21. Cucumbers, slicing, over 5" long, 2
22. Cucumbers, burpless, over 5" long, 2
23. Cucumbers, Lemon, 2
24. Cucumbers, Other, 3
25. Eggplant, 1 mature
26. Eggplant, Japanese, 1
27. Kale, 1 stock
28. Kohlrabi, 2 bulbs
29. Okra, 3 pods
30. Onion, white, outer skins removed, 2
31. Onion, yellow, outer skins removed, 2
32. Onion, red, outer skins removed, 2
33. Parsnip, 1-1/2" to 3-1/2" in diameter, 2
34. Peas, eating stage, 3 pods
35. Peas, other, 3 pods
36. Peppers, hot or chili, 3
37. Peppers, sweet, red 2
38. Peppers, sweet, green, 2
39. Peppers, sweet, yellow, 2
40. Peppers, sweet, white, 2
41. Peppers, sweet, purple, 2
42. Peppers, Jalapeno, 3
43. Peppers, yellow sweet banana, 2 varieties
44. Peppers, Serrano hot, red, green, 3
45. Peppers, Hungarian Wax, 3
46. Peppers, Habanera hot green, 3
47. Peppers, other, 3
48. Potatoes, Russet variety, 2
49. Potatoes, round, red, 2
50. Potatoes, round, white, 2
51. Potatoes, Yukon Gold, 2
52. Potatoes, other (specify), 2
53. Pumpkin, pie variety, stem intact, under 15 lbs., 1
54. Pumpkin, large (jack-o lantern type), 10-12 lbs., 1
55. Pumpkin, miniature, 2
56. Radish, tops trimmed to 2", 6
57. Rhubarb, stalks, full length, 3
58. Rutabagas, 2
59. Squash, Acorn, Danish or Table Queen, 1 mature
60. Squash, Banana, 1 mature
61. Squash, Buttercup, 1 mature
62. Squash, Butternut, 1 mature
63. Squash, crookneck or straight
64. Squash, Golden Hubbard, 1 mature
65. 1 mature Squash, Green Hubbard, 1 mature
66. Squash, Marble Head, 1 mature
67. Squash, scallop, up to 4" in diameter, 2
68. Squash, scallop, up to 8" in diameter, 1
69. Squash, Zucchini, up to 10" long, 2
70. Squash, Zucchini, mature (bread stage),
71. Squash, other (specify) 1 mature.
72. Sweet Corn, 2 ears roasted stage up to 8" long, 2
73. Sweet White Corn, 2 ears
74. Tomatillos, stem intact, 4
75. Tomatoes, (ripe), stem intact, 2
76. Tomatoes, (green), stem intact, 2
77. Tomatoes, red cherry, stem intact, 4
78. Tomatoes, pear, stem intact, 4
79. Tomatoes, salad, ripe, 2
80. Tomatoes, salad, green, 2
81. Tomatoes, lemon, stem intact, 3
82. Tomatoes, Roma, 3
83. Turnips, stem trimmed to 1", 2
84. Other vegetable, (specify)
85. Comparison Plate need not be grown by 4-H member but needs to include education matter on display, must include at least 4 varieties.
86. Novelties, (specify), ribbon ONLY



NATURE FREAK & NOVELTY HORTICULTURE

Section J

Specimens entered in this exhibit may be freaks of unusual shapes of known varieties. They may also be varieties strange to this area.

FOR DISPLAY ONLY, RIBBONS ONLY.

Classes:

1. Natural Freaks
2. Vegetable Creatures: create your own animal or monster using vegetables. Glue, toothpicks, etc., are acceptable.
3. Novelty – Fruit or Vegetable unusual to this area

ORNAMENTAL PLANTS

Section K

Classes:

1. **Annual Flowers:** four blooms of a flowering plant, or a representative sample if grown for decorative foliage. Any annual flower species will be considered a sub class within Class 01. Exhibitors will be limited to one entry per sub class and may enter up to 10 different sub classes. Note: all varieties within a species will be in the same sub class. Example: all types of marigolds are in the same sub class.
2. **Flower arrangements:** exhibit should show methods of using flowers in the home.
3. **House plants or container plants:** one house plant grown and cared for by exhibitor for at least six months.
4. **Perennial Flowers:** same rules apply as in annual flower section, except the exhibitor is limited to four sub class entries.

5. **Teaching exhibit:** show concepts learned in an experimental ornamental garden project. Size limited to 3"x3"x2".

HERBS ROOTS OR STEMS OF ONE VARIETY

Section L

*3-4 bulbs, maximum entry up to 5 per variety

Classes:

1. Basil
2. Comfey
3. Dill
4. Fennel
5. Garlic
6. Horse Radish
7. Mint
8. Oregano
9. Parsley
10. Thyme
11. Comparison Plate need not be grown by 4-H member but needs to include educational matter on display; include at least 3 varieties of same herb. Ex: 1 of each in the basic family

WEEDS

Section M

Premium Points:

Blue 15, Red 10, White 5

Open only to 4-H members enrolled in a weed project and to 4-H members taking weeds as an activity or enrolled in an agricultural project.

Classes:

1. First Year weed members:

- a. A weed plant built since last year's fair.
- b. A booklet or folder of 10 pressed and mounted weeds.

2. Second Year weed member:

- a. A booklet or folder of 15 pressed and mounted weeds. May include annual, biennial, perennial or poisonous, 60 weeds.
- b. A weed seed collection of 15 weed seeds. Can be from annual, biennial, or perennial plants. Seed should be placed on cardboard or plywood mounts.

3. Third Year weed member:

- a. A booklet or folder of 15 pressed and mounted weeds that are exclusively poisonous, irritating or injurious to humans or animals.
- b. A display of at least 10 different herbicide labels. The labels must be from at least five herbicide classes (e.i. phenoxy, carbonate, triazine, etc.). Include a brief discussion on each label.

4. Fourth Year weed member:

- a. A display of the life cycle of any common weedy grass of noxious weed. Stages of growth should be mounted.
- b. A booklet or folder of 15 pressed and mounted weeds that are exclusively perennial or 15 that are all annuals.
- c. An exhibit of some advanced weed enterprise (check with agent).

4H NATURAL RESOURCES

NATURAL RESOURCES

Section N

Premium Points:

Blue 15, Red 10, White 5

All members must be enrolled in the project they wish to exhibit. All posters must be 22"x28" and on an 8 or 10 ply poster board.

Classes:

1. Any educational poster.
2. Any item or display from Discovery project.
3. Any item or display from Challenge project.
4. Any item or display from Wildlife project.
5. Any item or display from Marine Science project.
6. Any item or display from Forestry Introduction project.
7. Any item or display from Forests project.
8. Any item or display from Growing and Raising Trees project.
9. Any item or display from Geology project.
10. Any item or display from Riflery project.
11. Any item or display from Natural Resources project.

ENTOMOLOGY, BEEKEEPING

Section O

Premium Points:

Classes:	Blue	Red	White
01	8	5	3
02	15	10	8
03, 08	20	15	10
04, 05, 06	25	20	12
07	40	30	20
09, 010	30	20	10
011, 012	12	8	6

Rules and Regulations

1. The exhibits in entomology and beekeeping are open to members enrolled in Entomology, Garden, Home Grounds, Natural Resources, Dairy and Livestock projects.
2. All insects must be labeled and give the order, common name of insects and date of mounting.
3. Scientific name should be given on as many insects as possible. All information must be visible to the public.
4. All work, including labeling, should be that of the members.
5. Collections which have been previously exhibited are ineligible, unless collections are materially changed or improve by eight bugs per year. This excludes bugs that are replaced when damaged.
6. If a previously displayed collection does not meet regulations, it will be for display only.
7. Insect collections not to exceed 32"x20". Contact superintendent for display details.



Classes:

1. At least three items made for insect collection
2. Insect collection containing 25 insects including at least five orders.
3. Exhibit in life stage from egg to adult.
4. Insect collection mounted and named including a family of 50 insects involving 10 orders.
5. Exhibit of the special activities of one insect, beneficial or destructive.
6. Insect collection preserved in plastic.
7. Insect collection mounted and named to family and order, 75 insects involving 10 orders.
8. Exhibit showing control or management of insects.
9. Special collection of insects by economic importance, habitat, order, immature insects, foreign insects, etc.
10. Apiary exhibit showing honey, beeswax or home crafted hives and/or supers.



Be like the honey bee, anything it
eats is clean, anything it drops is
sweet, and the branch it sits upon
does not break.
-Imam Ali (AS)

VETERINARY SCIENCE

Section P

Premium Points:

Blue 15, Red 10, White 5

Classes:

1. Unit I: A poster telling the story sanitation is a major step in maintenance of animal's health and prevention of diseases.
2. Unit II: A set of three posters: one telling story about diseases caused by a living agent, such as bacteria, viruses, parasites and insects; one talking about diseases caused by nutrition; one telling of a disease caused by chemical poisons.
3. Unique Veterinary Display: if oversized contact supervisor.
4. Any other items or displays in Veterinary Science.

MECHANICAL SCIENCE

Section Q

Premium Points:

Blue 20, Red 15, White 10

Classes:

1. Automotive
2. Bicycle
3. Computer
4. Electricity
5. Energy
6. Motorcycle
7. Rawhide Tanning
8. Rocketry
9. Small Engine
10. Snowmobile
11. Tractor
12. Welding
13. Other

WOODWORKING

Section R

Premium Points:

Blue 20, Red 15, White 10

Classes:

1. Any item or display from Building with Wood.
2. Any item or display from Wood Artistry project.
3. Any item or display not included in the above classes.
4. Any furniture or home improvement item of greater difficulty than items listed above.

4-H CREATIVE ARTS

CREATIVE CRAFTS

Section S

Premium Points:

Blue 20, Red 15, White 5

1. Craft exhibits must be the current year's project.
2. Classes are entered by division and level of difficulty.
3. Exhibitors may enter up to eight exhibits in each class (example: Class 01 eight projects could be entered from the lots listed).
4. Each entry must be accompanied by a 3x5 card explaining what it is, where it is to be used and a brief description of construction.

Classes:

1. Original
2. Kits
 - a. Beaded Item
 - b. Candles
 - c. Ceramics
 - d. Decorative T-Shirt
 - e. Decoupage
 - f. Embroidery or Counted Cross Stitch

- g. Felt
- h. Holiday Decorations
- i. Jewelry
- j. Macrame
- k. Paper
- l. Rag doll
- m. Stained Glass
- n. Stencil
- o. Toile Painting
- p. Toys, Dolls
- q. Wall Hanging
- r. Wax and Soap Carving
- s. Wheat Weaving
- t. Woodcraft
- u. Yarn, Latch Hook, String Art
- v. Other Crafts (Describe)

CREATIVE ARTS

Section T

Rules and Regulations

1. Paintings and drawings must be firmly attached to poster board, matting or a suitable substitute.
2. Margins not to exceed three inches (3").
3. Items not matted will be marked down.

Classes:

1. Original
2. Kits/Paint by Numbers
 - a. Drawing, Watercolor, Charcoal, Pens & Ink etc.
 - b. Oil Painting
 - c. Pencil, Pen, Ink, Charcoal Drawing



LEATHER CRAFTS

Section U

Premium Points:

Blue 15, Red 10, White 5

1. Classes are entered by age group.
2. Classes 1-5 may make a maximum of three entries.
3. Classes 6-8 may make a maximum of five entries.

Classes:

1. Leather article cut from hide, tooled or carved and laced.
2. Leather article from a kit
3. Leather article from hide and laced.
4. Leather article made from "scratch" original pattern and design (may or may not include a surface design)
5. Leather article tolled from a kit.
6. Stamped and painted leather
7. Stamped leather article.
8. Other
9. Any article or display from Adventures in Leather Craft project.
10. Any article or display from Advanced Leather Craft project.

4H PHOTOGRAPHY

Photography

Section V

Premium Points:

Blue 15, Red 10, White 5

Rules and Regulations

11. 4H members must be enrolled in a project, unit or phase in which exhibiting.
12. The exhibit must be a current year 4H project.
13. Each class exhibit must be firmly attached to poster board, matting or suitable substitute using rubber cement and be ready to hang. Margins not to exceed 3".
14. Un-mounted or framed entries will be accepted for display only if space permits. (NO premium points awarded).
15. A 4H label obtained from the 4H department must be attached to the left bottom of the exhibit. The information listed below is required on the label.
16. Name of entrant and age group
17. Section and Class designation
18. Description of the photo
19. Year in project
20. Exposure (stop and shutter speed)
21. Who printed the photo
22. Exhibitor
23. Friend
24. Commercially Printed
25. Name of Camera
26. Exhibitor
27. Type of film

Classes:

1. Adventure with your camera
 - a. Photo story, two to six color print
 - b. People pictures, four snapshots, one 5x7 color or black/white
 - c. Miscellaneous, color or black/white. Four snapshots or one 5x7 or one 8x10 still life, landscape, architecture, animals, or people.
2. Exploring photography
 - a. Action pictures, one or two 5x7 or 8x10
 - b. Close up, one 5x7 or 8x10, color or black/white
 - c. Sequence of three to six "How to do it", photos, color or black/white.
3. Mastering photography, all photos in this section use salon style mounting (matting)
 - a. Composition, one 5x7 or 8x10 showing one of the following.
 1. Depth of Field
 2. Backlighting
 3. Lines & Shapes
 - b. One black/white 5x7 or 8x10, may be on any subject
 - c. One color print, 5x7 or 8x10, may be on any subject
 - d. Special effect, (double exposure, painting with light, or other techniques found in Project Unit 3)
 - e. Darkroom skills, color or black/white
4. Photo Album (Prints)
 - a. First Year-12
 - b. Second year- 24
 - c. Third year - 36



4H CLOTHING

Rules and Regulations

1. All fabric or textile items must have a permanently attached care label, or an attached 3x5 card giving care instructions.
2. If care label is not present item may be disqualified.
3. Reversible garments, pillow, slippers, etc. label can be attached to a 3x5 card and pinned to the article.
4. This will apply to all fabric or textile items entered in the following sections: all projects entered in beginning home economics, childcare, needlework, clothing and style review.

Divisions:

4-H Primary: K-2nd

4-H Junior: 3rd-5th

4-H Intermediate: 6th-8th

4-H Senior: 9th-12th or 19yrs.

CLOTHING CONSTRUCTION

Section W

Premium Points:

Blue 20, Red 15, White 10

Rules and Regulations

1. Interview judging will be mandatory for those participants who wish to be considered for the top placing in each class. Interview sign-up sheet will be in the 4H Clothing section on exhibit entry day.
2. Garments must be entered in the project in which the member is enrolled and conform to the project requirements.
3. Exhibitors may enter five exhibits per class.

Classes:

1. Small Sewn Items: clothing accessories or Misc. sewn non-clothing (kites, small flags, book bags, backpacks, packs, placemats)
2. Household items
3. Non-Sewn Articles: embellished garments (i.e. painted or dyed garments)
4. Educational Display: poster, card file, notebook, three dimensional, made with curriculum guidelines.
5. Group Entry: clothing and textile project or display complete by two or more 4-H members
6. Small quilt or patchwork items, or other small sewn item (under 16 square feet)
7. Large quilt or patchwork items, or other large sewn item (over 16 square feet)
8. Garment: any one article of clothing from the following categories
 - a. Single Separates: single item of clothing such as a skirt, shorts, slacks, blouse, shirt, jumper
 - b. Separates: separates of two or more garments such as skirt and blouse, pants and shirt, jumper and blouse
 - c. Dress: dresses of street length, 1 or 2 piece matching fabric suitable for day time wear
 - d. Coat or Suit: suits of matching or coordinated fabrics, as sports coats and slacks or coats
 - e. Evening Wear: clothing you would wear to a formal or semi-formal occasion. Includes evening gowns, tuxedos, prom type dresses.
 - f. Nightwear: pajamas, nightgowns, robes
 - g. Other: items such as costumes or any item that does not fit into any lot listed above

BEGINNING HOME ECONOMICS**Section X**

Premium Points:

Blue 15, Red 10, White 5

Members may enter five (5) items in each class. Enter food items under Food & Nutrition.

Classes:

1. Child Care
2. Clothing
3. Home improvement
4. Mop Doll
5. Sewing Kit

4H STYLE REVIEW**Section Y**

Premium Points:

Blue 40, Red 30, White 20

1. Must have five participants registered by September 1st, to hold activity.
2. Anyone enrolled in Clothing, Knitting, Crocheting, or Beginning Home Economics may enter ONE outfit in the style revue.
3. These items must also be entered as an exhibit for construction judging.
4. Exhibitors will be judged on fit of garment, appearance and modeling.
5. Be sure to have your commentary card completed and ready to be handed to the superintendent when you come for judging.
6. A sign-up sheet for Fashion Revue will be posted on exhibit entry day.
7. Fashion Revue judging will be on Thursday morning with a public fashion show to be held later. Contact superintendents for time and location.
8. Exhibitor must pre register by September 1 with the Office 1-800-572-0119

CHILD CARE**Section Z**

Premium Points:

Blue 15, Red 10, White 5

Classes:

1. Exhibit of one article
2. Exhibit of three articles from three different media (example: storybook, blocks, stuffed animals, etc.)
3. Tool kit (minimum of five tools)
4. Toy Box (safety hinged)

NEEDLEWORK**Section AA**

Premium Points:

Blue 20, Red 15, White 10

Classes:

1. Advanced Knitting
2. Advanced Crochet
3. Basic Crochet
4. Basic Knitting
5. Quilting

4H FOOD & NUTRITION**Food Preservation****Section BB**

Premium Points:

Blue 20, Red 15, White 10

1. Exhibitors in the project may enter one item in each class.
2. A special 4H label must be attached to all Food Preservation exhibits. It must include the name of the project, date and method of food preservation.
3. All classes must be in standard Mason jars – jelly can be in jelly glasses. Remove rings from jars in classes 2, 4, & 5.

Classes:

1. Dried fruit or vegetables
2. Jelly, jam, marmalade or conserve, 1 glass jar
3. Juice
4. Pickles, or relish, 1 jar
5. Prepared and canned vegetables, 1 pint or quart
6. Prepared and canned vegetables, 1 pint or quart
7. Other, one jar

4H BAKED GOODS**Section CC**

Premium Points:

Blue 20, Red 15, White 10

Rules and Regulations

1. Exhibitors must be enrolled in a 4-H Food Preparation Project.
2. Exhibitors can enter four classes of 1-10.
3. Exhibitors may enter one item in each class.
4. Exhibits are to be on a 6" white paper plate.
5. All exhibits must include the recipe on a 3x5 card.
6. Exhibitors may not enter the same food in both Open Class and 4-H Division.

Classes:

1. Brownies
2. Cake, with or without shortening (angel food or sponge) Cake Note: if cake is pre-mix, please label.
3. Cookies, 4 of the same kind
4. Cupcakes, plain or frosted, 2
5. Decorated Cakes
6. Fruit Pies
7. Homemade Candy, 4 of the same kind
8. Quick bread or muffins, 3 loafs or 4 muffins
9. Yeast bread or rolls, 3 loafs, 4 rolls, 2 bagels or English muffins
10. Other



FFA BUILDING EXHIBITS

Department 30

Superintendent:

Larry Kent 509-488-2386

Trudy Doolittle

Premium Points:

Blue 50, Red 40, White 20

All section chapter displays will earn the following.

Divisions:

07: FFA I

08: FFA II

FIELD CROPS

Rules and Regulations

1. Only grain produced in the most recent harvest year shall be eligible for entry except when otherwise stated.
2. Threshed grains and seeds shall be displayed in clear glass jars furnished by the exhibitor.
3. Grains, peas and beans are to be exhibited in a wide mouth quart jar and the others in wide mouth pint jars.

THRESHED GRAIN

Section A

Premium Points:

Blue 15, Red 10, White 5

Classes:

1. Barley, each variety
2. Chapter Display (consists of 4 or more displays)

3. Corn, ea. variety
4. Dried Black Beans
5. Dried Kidney Beans
6. Dried Pink Beans
7. Dried Pinto Beans
8. Dry Seed Peas, ea. variety
9. Lentils, ea. variety
10. Navy White Beans
11. Oats, ea. variety
12. Red Wheat, ea. variety
13. Rye, ea. variety
14. Sorghum, ea. variety
15. White Wheat, ea. variety
16. Other Dried Beans
17. Other Grains, ea. Variety

SEEDS

Section B

Premium Points:

Blue 15, Red 10, White 5

Classes:

1. Alfalfa (prior year)
2. Chapter display (consists of 4 or more displays)
3. Grass (prior year)
4. Red Clover (prior year)
5. Vegetables
6. Other

FORAGE SHEAVES

Section C

Premium Points:

Blue 30, Red 25, White 20

Rules and Regulations

1. Sheaf must be tied in three places.
2. Size of sheaf shall be 1" minimum diameter.
3. Sheaves should not be over 30" long.
 - a. grain
 - b. grass
 - c. legume

HAY

Section D

Premium Points:

Blue 30, Red 25, White 20

Classes:

1. Alfalfa, 3 bales
2. Chapter display (consists of 4 or more displays)
3. Straw, 3 Bales
4. Hay Cubes, 6 cubes
5. Hay Pellets, 5 pounds
6. Mixed Hay, 3 bales
7. Other

ROW CROPS

Section E

Classes:

1. Peppermint oil, 2 oz.
2. Spearmint oil, 1 oz.
3. Sunflowers, 2 heads
4. Other
5. Chapter display (consists of 4 or more displays)

FFA HORTICULTURE

VEGETABLES

Section F

Premium Points:

Blue 15, Red 10, White 5

Classes:

1. Beans, green snap, 12 pods
2. Beans, snap, other variety, 12 pods
3. Beans, Lima, 12 pods
4. Beets, baby, 6 greatest diameter 1-1/2"
5. Beets, table, 1-1/2" to 3" in diameter, 5
6. Broccoli, 3 heads
7. Brussel Sprouts, 6
8. Cabbage, 1 round head
9. Cabbage, 1 pointed head
10. Red Cabbage, 1 head
11. Cauliflower, 1 head
12. Carrots, baby, up to 1" in diameter, 5
13. Carrots, table 1" to 2" in diameter, 5
14. Carrots, more than 2" in diameter, 5
15. Celery, 1 stalk
16. Corn Sweet, 3 ears roasting stage
17. Corn Sweet White, 3 ears
18. Corn, pop, 3 ears
19. Corn, ornamental or Indian, 3 mature ears
20. Corn, other, 3 ears
21. Cucumbers, sweet pickling, up to 2-1/2" long, 5
22. Cucumbers, pickling, 2-1/2" to 5" long, 5
23. Cucumbers, slicing, over 5" long, 3 up to 14" long, 1
24. Cucumbers, Burpless, over 5" long, 3
25. Cucumbers, Lemon, 3
26. Cucumbers, Other, 5
27. Eggplant, 1 mature
28. Eggplant, Japanese, 1
29. Kale, 1 stalk
30. Kohlrabi, 3 bulbs
31. Okra, 5 pods
32. Onion, white, outer skins removed, 5
33. Onion, yellow, outer skins removed, 5
34. Onion, red, outer skins removed, 5
35. Parsnip, 1-1/2" to 3-1/2" in diameter, 3
36. Peas, eating stage, 12 pods
37. Peas, other, 12 pods
38. Peppers, hot or chili, 12
39. Peppers, sweet, red, 2
40. Peppers, sweet, green, 3
41. Peppers, sweet, yellow, 3
42. Peppers, sweet, white 3
43. Peppers, sweet, purple, 3
44. Peppers, Jalapeno, 12
45. Peppers, yellow sweet banana, 3
46. Peppers, Serrano Hot, red, green, 12
47. Peppers, Hungarian Wax, 5
48. Peppers, Habanera hot green, 12
49. Peppers, other 12
50. Potatoes, Russet variety, 3
51. Potatoes, rounds, red, 3
52. Potatoes, rounds, white, 3
53. Potatoes, Yukon Gold, 3
54. Potatoes, other, specify, 3
55. Pumpkin, pie, stem intact, under 15lbs, 1
56. Pumpkin, large (jack-o-lantern type), 0-12lbs, 1
57. Pumpkin, miniature, 2
58. Radishes, tops trimmed to 2", 6
59. Rhubarb, stalks full length, 3
60. Rutabagas, 3
61. Squash, crooked neck or straight neck, up to 8" long, 2
62. Squash, scallop, up to 4" in diameter, 2
63. Squash, scallop, up to 8" in diameter, 2
64. Squash, Acorn, Danish or table Queen, 1 mature
65. Squash, banana, 1 mature
66. Squash Buttercup, 1 mature
67. Squash, Butternut, 1 mature
68. Golden Hubbard, 1 mature
69. Squash, Green Hubbard, 1 mature
70. Squash, Marble Head, 1 mature
71. Squash, Zucchini, 1 mature (bread stage), up to 14" long, 1
72. Squash, Zucchini, up to 10" long, 3
73. Squash, other (specify), 1 mature
74. Tomatoes (ripe), stem intact, 4
75. Tomatoes (green), stem intact, 4
76. Tomatoes, red cherry, stem intact, 12
77. Tomatoes, pear, stem intact, 12
78. Tomatoes, salad, ripe, 4
79. Tomatoes, salad, green, 4
80. Tomatoes, lemon, stem intact, 5
81. Tomatoes, Roma, 4
82. Tomatillos, stem intact, 12
83. Turnips, stem intact, 12
84. Other vegetables (specify)
85. Novelties, (specify) RIBBON ONLY
86. Chapter display (consist of 6 or more displays)



BEE PRODUCTS

Section G

Premium Points:

Blue 20, Red 15, White 10

Classes:

1. Honey, 1 quart
2. Honey display, equipment, hive, etc.
3. Chapter display, 4 or more varieties

FRUITS

Section H

Premium Points:

Blue 15, Red 10, White 5

Classes:

1. Apples, crab, 12
2. Apples, Delicious, golden, 4
3. Apples, Delicious, red, 4
4. Apples, other, by variety, 4
5. Grapes, table, 1 bunch
6. Grapes, wine, 1 bunch
7. Nectarines, by variety, 5
8. Nuts, by variety, 5
9. Other type berries, 1 hallock
10. Peaches, Alberta, 4
11. Peaches, Hale, 4
12. Peaches, other, 4
13. Peaches, Red Haven, 4
14. Pears, Bartlett, 4
15. Pears, D'Anjou, 4
16. Pears, other, 4
17. Plums, any variety, 4
18. Prunes, any variety, 4
19. Raspberries, 1 hallock
20. Strawberries, 1 hallock
21. Watermelons, 1
22. Other Melons
23. Other
24. Chapter display (consisting of 6 or more classes)

LARGEST SINGLE SPECIMENS

Section I

1. No Premium points will be given in section I.
2. Largest specimen in each class will receive a blue ribbon, all other participants will receive participation ribbons.

Classes:

1. Cabbage
2. Carrot
3. Cucumber
4. Eggplant
5. Onion
6. Potato
7. Pumpkin
8. Rutabaga
9. Squash
10. Sugar Beet
11. Sunflower Head
12. Table Beet
13. Tomato
14. Turnip
15. Watermelon

NATURES' FREAKS

Section J

1. Specimens entered in this exhibit may be freaks of unusual shapes of known varieties.
2. They may also be varieties strange to this area.
3. For display only, ribbons only.

Classes:

1. Natural Freaks
2. Vegetable Creatures: create your own animal or monster using vegetables. Glue, toothpicks, etc. are acceptable.
3. Novelty: fruit or vegetable unusual to this area

ORNAMENTAL HORTICULTURE

Section K

Premium Points:

Blue 20, Red 10, White 5

Classes:

1. Exhibits of flowers or shrubs grown by exhibitors.
2. Show three important things learned project. May be drawings, charts, photos, etc.
3. Hanging baskets and live plants. Flower arrangements in any of the following forms.
 - a. Crescent
 - b. Vertical
 - c. Hogarth Curve
4. Chapter display consisting of four or more entries.

COLLECTIONS**Section L**

Premium Points:

Blue 30, Red 20, White 10

Classes:

1. A booklet of 15 pressed and mounted weeds to FFA project or common in area. Booklets may include common, noxious or poisonous weeds.
2. Insect Collection, containing 25 insects including five orders.
3. Insect Collection, containing 50 insects including 10 orders,
4. One booklet or folder of 10 pressed and mounted crop plants either forage, cereal or grass.
5. A collection of 15 crop seeds. The seeds can be grasses, cereal, legumes or field crops. Seeds should be placed on cardboard or plywood mounts (8x15). A display of the life cycle of any crop plant. Stages of growth should be mounted on a cardboard or plywood poster (18x28).
6. An exhibit of some other crop enterprise (check with Extension Agent).
7. Chapter Display (consists of four or more displays)

FFA SHOP PROJECTS**Section M**

Premium Points: (see awarded points)

Classes:

1. Arc Welding
2. Cold Metal
3. Concrete
4. Electrical
5. Forge
6. Leather
7. Oxy-Acetylene
8. Plumbing
9. Rope
10. Sheet Metal
11. Woodworking
12. Other

Each project can only be entered under one class. Except Chapter Display may be combined.			
Awarded Points	Blue	Red	White
a. Skill of project	20	15	10
b. Sm. of project	20	15	10
c. Med. project	35	25	15
d. Lg. Project	50	40	30
e. Display Boards	20	15	10
f. Chapter Display (4 of the above)	50	40	20

FFA RECORD BOOK**Section N**

Premium Points:

Blue 100, Red 50, White 25

CLUB SCRAP BOOK CONTEST**SECRETARY'S BOOK****FFA RECORD BOOKS**

1. All FFA exhibitors are strongly encouraged to enter their record book.
2. Enter books in the FFA building.
3. Enter according to your grade division.

Results will be available on the LAST day of the fair.

CHAPTER DISPLAY

(Award Sponsored by the Othello Fair)

Section PCash Awards: 1st Place, \$75, 2nd Place, \$50, 3rd Place \$25

Awarded to the FFA Chapter whose display is neat, orderly, diversity of entries and number of entries.

Poster and Educational Displays**Section Q**

Premium Points:

Blue 30, Red 20, White 10

1. Charts, posters, pictures or scrapbooks showing work done in project. Educational displays are to be entered in the FFA building.
2. Displays are to be placed in appropriate areas for judging (example: rabbit poster in rabbit barn).
3. Registration must be securely attached and visible in order to be judged.

Classes:

31. Advance Leather Craft
32. Adventure in Leather Craft
33. Arts and Crafts
34. Beef
35. Beekeeping, Entomology
36. Carcass
37. Career Exploration
38. Cats
39. Clothing
40. Community Pride
41. Cross Cultural & Government
42. Dairy
43. Demonstration Props
44. Dogs
45. Forestry
46. Goats
47. Health
48. Horses
49. Leadership
50. Marine Science
51. Marketing
52. Photography
53. Poultry
54. Rabbits & Cavies
55. Recreation
56. Safety
57. Self-determinate Project
58. Sheep
59. Swine
60. Other

*Thank
you!*

We would like to express our appreciation to all our volunteers,
members, participants, and all of those that have come
to support the Othello Fair!

Thank You!