

Othello Fair 2025



SUNFLOWER
YIELDS &

SCARECROW
FIELDS

Othello Fair 2025

September 10th to the 13th

831 S. Reynolds Road, Othello WA 99344

www.othellofair.org

Follow us on Facebook at

<https://www.facebook.com/adamscountyfairwa?mibextid=LQQJ4d>

2025 EXHIBITORS' GUIDE

Othello Community Fair & Livestock Sale

MISSION STATEMENT

"Our mission is to foster a positive experience for the youth and community of the Columbia Basin through educational experience of participation in the free enterprise system. Teaching honesty, hard work, preparedness, compassion, marketing, and a vision for the future."

GENERAL INFORMATION

Vendor Booths/Concessions	6
Campground Form & Rules	7
Horse Department	8
Grange Exhibits	31
4H Exhibits	33
FFA Exhibits	43

STILL LIFE DEPARTMENTS

Art	14
Baked Goods	14
Crafts	19
Field Crops	22
Flowers	21
Food Preservation	16
Horticulture	23
LEGO	30
Needlework	17
Paper Art	29
Photography	28
Quilting	26
Sewing	17
Wood/Shop Work	29

CONTESTS

Homemaker	13
Spud Contest	20
Largest Pumpkin	24

FAIR BOARD LINE OFFICERS 2025

Jackie Sue McFarlin.....President
 Angie Gilbert.....Vice-President
 Tammy Everett.....Treasurer
 Elizabeth Guse.....Secretary
 Kylie GreySgt. At Arms

LIVESTOCK LINE OFFICERS 2025

Elizabeth Hall.....President
 Kees Weyns.....Vice-President
 Todd AshtonTreasurer
 Stephanie Melgren.....Secretary
 Brittney Pittnam.....Sgt. At Arms

SUPERINTENDENTS 2025

Jackie Sue McFarlin ..Exhibit Building
 Elizabeth Hall.....Rabbit
 Brad Borsma.....Beef
 Ryan Sams.....Swine
 Stephanie Melgren.....Poultry
 Ryan Hollenbeck.....Sheep
 Jessica Harper.....Goats
 Jim Shade.....Dairy
 Kyya Grant.....Horses
 Kylie Grey.....Commercial BLDG.
 Anthony DaileyFood Vendors

General Information

1. Review the Exhibitors' Guide and determine if you have items that you have created, grown, baked, etc. **within this past year. Please read Livestock rules for livestock entries.**
2. ALL building exhibitors must register all items online at www.othellofair.org before deadline dates (August 30th by 5pm).
3. Bring your items to the fairgrounds **Tuesday, September 9th from 12:00pm-7:00pm.**
4. Livestock Exhibitor packets may be picked up at the back entrance gate. The packet will include your wristband (which is required for the exhibitor to get into the fair), a receipt for all fees paid to the fair, and for livestock exhibitors, your show ring number. If you are not showing Livestock, please check-in at the Exhibit Building.
5. Car passes and additional weekly passes will be included in your campground packet if you purchased those in advance.
6. Our fair volunteers will direct you to the Exhibitor's Building. Please check-in at the front tables and obtain your entry tickets. Then proceed to deliver your items to the appropriate departments.
7. You can view your items and all exhibits throughout the fair.
8. All items and ribbons must be **picked up** at the conclusion of the fair on **Sunday, September 14th by 12:00pm.**
9. Premium checks will be mailed to exhibitors within 4-6 weeks after the fair.
10. Most important have fun!!!

Othello Fair will not be responsible for loss, damage or injury of any person, animal or personal property while on the fairgrounds or in connection with fair activities. The fair management will take every precaution within its power for the safe preservation of all animals, articles, exhibits and displays.

**Lost and found is located in the fair office. Items will be kept for one week after the fair closes.*

ENTRIES

1. Only residents of Adams, Franklin, Grant, Lincoln, and Whitman counties may exhibit at the Othello Fair. The exception is for exhibitors with breeding stock, which is open to all Washington State residents.
2. All Exhibitors must register all items online by due dates listed.
3. No exhibits may be entered in more than one class. Special exhibit limits may apply in some departments.
4. All exhibits must be entered between 12:00pm and 7:00pm on Tuesday of fair week.
5. Exhibitors must register and be assigned an exhibitor's number prior to entering exhibits. One exhibitor number should be used for all exhibits entered by an individual in still life and/or livestock.
6. **NO EXHIBITS ARE TO BE REMOVED UNTIL SUNDAY BETWEEN 8:00AM AND NOON INCLUDING TACK OR DECORATIONS, or EXHIBITORS MAY FORFEIT PREMIUM POINTS.**
7. The Othello Fair Board reserves the right to remove ANY individual or group who's conduct or actions are not in the best interest of all fair goers and exhibitors.

JUDGING

1. All division premiums will be judged on the Danish system, except in the Open Adult Class of Beef, Dairy, Swine, Sheep, and Horses. **JUDGES DECISIONS ARE FINAL.**
2. No additional premium points are given for special ribbons.
3. For an exhibit to qualify for a champion ribbon it must first receive a blue ribbon in its class.
4. Any person violating any rules will forfeit any/all premiums.
5. All premium checks will be mailed to the exhibitors at the end of fair to the address used during registration. Checks will be mailed as soon as all information is verified. (approx. 4-8 weeks)
6. Premium Checks will have a void date on them.

HOURS

1. Fairgrounds will open at 8:00am and close at 10:00pm on Wednesday and Thursday, 11:00pm on Friday and Midnight on Saturday.
2. Livestock gates will open at 6:00am for livestock exhibitors.

GARBAGE

1. Garbage removal and replenish supplies for concession stands and commercial booths will be completed before 9:00am.
2. **EVERYONE** is responsible to help keep their area around them free of garbage.

PARKING

1. No vehicles will be allowed on the fairgrounds after 9:00am or before 10:00pm.
2. All vehicles will be removed immediately following unloading of animals and equipment between 2:00pm and 8:00pm on Tuesday of Fair week.
3. Trucks and cars will be parked only in designated areas. This rule is strictly enforced for the protection and safety of exhibitors, their exhibits, spectators at the fair and to allow for emergency vehicle.
4. No bicycles or skateboards are allowed on the fairgrounds.
5. **NO BICYCLES OR SKATEBOARDS ARE ALLOWED ON FAIRGROUNDS.**

UNLOADING OF LIVESTOCK

UNLOADING OF LIVESTOCK IS TO BE JUST THAT. PLEASE UNLOAD YOUR ANIMAL(S) ONLY AS QUICKLY AS POSSIBLE. THEN FIND A PLACE IN THE DESIGNATED PARKING TO UNLOAD THE REST OF YOUR EQUIPMENT AND PERSONAL ITEMS TO TAKE TO YOUR PEN/STALL/CAGE AREA.

ADVERTISING

1. No person will be permitted to distribute advertising material on the grounds, except from their place of business or exhibit space. The taking or posting of any advertisement, bills, etc., other than within the space occupied by exhibits is strictly prohibited. Anyone violating this rule is liable for a fine or expulsion from the fair. Begging, soliciting, performing, petition signing or public speaking are prohibited. The parking lot is included in these advertising restrictions.
2. No "For Sale" or other commercial signs are allowed on any exhibit that is entered for competition.

PETS

1. PETS are *only* allowed in the campground area during the fair, except for service animals and Law Enforcement K9's.
2. All pets must be kept on a leash at all times within the campground. They are not allowed on the fairgrounds at any time. Only service animals are allowed on the fairgrounds. Owner(s) are responsible for cleanup and proper disposal of waste.
3. If any pet is causing a disturbance, the owner will be asked to remove the animal or to leave the grounds.



****NO SMOKING IS ALLOWED IN ANY FAIR BUILDING AT ANY TIME. ALCOHOL LICK STRIPS MAY BE USED ON MINORS SUSPECTED OF DRINKING OR UNDER THE INFLUENCE ON FAIRGROUNDS AND WOULD BE SUBJECT TO EVICTION AND/OR TURNED OVER TO THE AUTHORITIES.***

ENTRY TIMES, RULES, AND REGULATIONS

*Superintendent's reserve the right to interpret rules and misprints and settle controversies regarding the premium book. The process to be used is superintendent takes such interpretations to the Fair Board or Livestock department. Department specific rules precede general rules.

1. No Exhibits may be entered in more than one class. Special exhibit limits may apply in some departments.
2. For an exhibit to qualify for a champion ribbon, it must first receive a blue ribbon in its class.
3. All division premiums will be judged on the Danish System, except in open Adult Class of Beef, Dairy, Swine, Sheep, Horses, Rabbits, and Poultry.
4. Any person knowingly violating any rules will forfeit any/all premiums.
5. The Othello Fair Board reserves the right to remove ANY individual or group who's conduct or actions are not in the best interest of all fair goers and exhibitors. No Exhibits may be entered in more than one class. Special exhibit limits may apply in some departments.

VENDOR BOOTHS

Department 95

Superintendents:

Food Vendors – Section A

Anthony Dailey 509-660-0009

Section A

Community Agricultural Booths

Any Grange or community group is eligible to have an exhibit booth at the fair. Space must be pre-arranged with the department superintendent. The name of group must appear on the booth.



Commercial Vendors – Section B

Kylie Grey 509-318-4376

Section B

Commercial Booths

Any group or organization is eligible to have a commercial booth at the fair. Space must be pre-arranged with the department superintendent. Name of organization must appear on the booth.

BOOTHS, COMMERCIAL ENTRIES AND CONCESSIONS

1. Must be arranged in advance with the Othello Fair Board Vendor Superintendents. For more information go to the department section.
2. Booth rentals **must be** paid in advance with rental contract signed. All materials for decorating must be fire resistant.
3. Commercial exhibitors must prepare and decorate their own booth space and keep that area neat, clean and safe at all times.
4. Commercial building will be open to the public at 8:00am and close at 10:00 pm.
5. Garbage removal and resupplying must be done before 8:00am.

CAMPGROUND RULES AND REGULATIONS

Campground Coordinator: Becky Flint 509-760-1997

1. Othello Fair does not guarantee water or electric hookups. Spaces are limited to availability. Receipt of money does not guarantee a space.
2. Curfew for all people staying on the grounds is midnight. Violators will be subject to expulsion from the grounds and forfeiture of premiums. Camp space fee will not be refunded.
3. Camping permits with name of owner must be displayed for easy identification.
4. One small tent will be allowed if they can fit with your other accommodations. Otherwise, two spaces must be reserved.
5. Camping vehicles must utilize the assigned marked off space for the duration of the fair. All transportation vehicles must be detached from trailers and parked outside of the camp area in the parking area ONLY.
6. Any camper/trailer without qualified adult supervision will be expelled from the grounds. List names of all campers on the Campground Registration Form.
7. Livestock trucks and horse trailers shall be parked in the south parking lot (south of the horse barns) next to the back gate. NO EXCEPTIONS! Do not park east of the pig barns or vehicle will be towed at owner's expense.
8. A vehicle parking pass is required for the back-gate parking lot. This pass does NOT allow parking at the campground or other undesignated areas.
9. No illegal or abusive drugs will be allowed on the grounds at any time. Alcohol Lick Strips may be used on minors suspected of drinking on the fairgrounds or being on the property under the influence and would be subject to eviction and/or turned over to the authorities.
10. Anyone not abiding by the Campground Rules and Regulations will be expelled from the fair with forfeiture of all premium monies, sale monies and without refund of parking pass or camp space.



HORSE

Department 04

Superintendents:

Kyya Grant: 509- 760-1598

Dannielle Walraf: 509-855-2340

Schedule will be posted at

www.othellofair.org and at the Horse

Department office during the fair.

Wednesday:

- 9:00am Youth, FFA, and Open
Halter & Showmanship
Fun Classes
- 1:00pm Youth, FFA, and Open
Trail

Thursday:

- 9:00am Youth, FFA, and Open
- Rail Classes
- 1:00pm Youth, FFA and Open
Gaming

Friday:

- 9:00am FFA Judging
- 5:00pm Draft Horse Pull
- 6:30pm Sequins N' Spurs
Drill Team

Saturday:


- 9:00am Cowboy Mounted
Shooters

FFA RULES AND REGULATIONS

1. The Othello Fair is **NOT** a state fair qualifying event.
2. All horses will be brought to the fair through the livestock gate. Trailers will park in the field near warm up arena.
3. All horses must be inside or tied at their trailer until the vet check is completed.
 - a. The vet will be at the fairgrounds between 3:00pm and 6:00pm on check-in day.
 - b. It is encouraged that all horses be up to date on all vaccines, specifically a 5-way vaccine.
 - c. You may set up your stall while waiting for the vet to complete the vet check.
 - d. Any horse that does not pass the vet check will be asked to be removed from the fairgrounds immediately.
4. A signed release of liability and signed National Show Ethics must be presented to the superintendent at vet check.
5. This is a non-sanctioned, non-affiliated horse show. Any issues regarding conduct, safety, health, and well-being of a horse will be directed to the horse superintendent.
6. All guidelines for how disputes will be handled are posted at the Horse Office. Once a ruling is made by the superintendent, Livestock Committee, judge and/or Othello Fair Association it is FINAL and will be upheld by all involved.
7. All FFA exhibitors will follow the rules outlined in this section.
8. All horses shall remain in their stalls except when being shown, exercised, or groomed. All horses remaining on the grounds overnight must be stalled. No exhibitor will remove a horse from the fairgrounds without approval from the General Superintendent. Exception for horses hauling in for the open show ONLY.
 - a. If a horse must leave the grounds during the fair a letter from an accredited veterinarian will be required and presented to the Horse Superintendent. Excuse to leave will be documented by a statement and signature on the stall card.
 - b. Any exhibitor removing a horse without approval **WILL** forfeit all premium monies earned that year and will be prohibited from competing the following year.
 - c. All horses must exit the fair Sunday morning after their stall is stripped and inspected.

FFA HORSE RULES AND REGULATIONS (cont.)

9. Stalls **MUST** be cleaned daily, prior to the fair gates opening to the public (8:00am), as well as prior to them closing to the public at the end of each day (10:00pm Wed/Thurs, 11:00pm Fri, 12:00am Sat).
10. Horses **MUST** always have water and be fed regularly. **NO** abuse or neglect of horses will be tolerated. This will be grounds for disqualification and removal from the fair with forfeiture of premium monies and the exhibitor will be prohibited from competing the following year.
11. All horse exhibitors are **REQUIRED** to wear riding style boots whenever handling a horse.
12. All Youth horse exhibitors/riders (*including leaders*) or an open exhibitor under the age of 18 must wear an **ASTM** approved helmet when mounted.
13. No riding a horse using a halter as a bridle.
14. No riding in the barns. **NO** riding doubles. Riders **MUST** always have one hand on the reins!
15. Any sick or injured animal must be reported to the horse superintendent **IMMEDIATELY!**



RULES AND REGULATIONS

1. Show management reserves the right to combine any class which has fewer than three entries.
2. Each age group will be judged separately, even if/when they work in the arena at the same time.
3. **NO** one is allowed to coach a contestant while contestants are in the ring.
4. Exhibitors may only show their own horse(s) which they have current Horse Certificates on file with the horse superintendent. (Exception is Groom Squad).
5. Exhibitors must participate in showmanship and show any/all horses entered in other classes at the fair or lose their premium monies. An exhibitor must report to the superintendent to be excused in writing if they cannot show.
6. If the exhibitor is showing separate horses in performance and western games **EACH** horse must be exhibited in showmanship in their respective section.
7. The top Youth and FFA winners from the showmanship class must compete in Round Robin or notify the superintendent immediately after the time of winning that they cannot show.
8. The show arena and in-gate are off limits to spectators except working show personnel.
9. All class(es) must be registered through the ShoWorks website by September 1st. No additions will be allowed after that date.
10. If an exhibitor needs to be scratched from a class, notification to show management **MUST** be given no later than **30 minutes** before the class starts.
11. The judge's decision is final, no exceptions.

HORSE

Department 04 (cont.)

Divisions

- 02: Youth Beginners
- 03: Youth Junior (ages 8-10)
- 04: Youth Intermediate (ages 11-13)
- 05: Senior (ages 14 to 19)
- 07: FFA I
- 08: FFA II
- 30: Open Class

Premium Points:

Blue 25, Red 15, White 10

Rules and Regulations

Youth Beginner

Children ages 5-7. These children may participate in the following:

1. Horse Education Poster
2. Groom Squad (leader may assist in holding the horse)
3. Horse Judging.

PERFORMANCE & SHOWMANSHIP

Section A

Classes


1. Performance Showmanship
2. Stock Seat (Western) Equitation
3. Bareback Equitation
4. Disciplined Rail (English/Western)
5. Pole Bending
6. Keyhole Race
7. Two Barrel Flags
8. Dressage (English/Western)
9. Western Games Showmanship
10. English Equitation
11. Reining
12. Texas Barrel Racing
13. Idaho Figure 8 Racing
14. International Flags
15. Trail

FUN CLASSES

Section B

(Friday afternoon, no premium points, only class awards)

1. Costume Class
2. Matched Pairs
3. Egg & Spoon
4. \$1 Bill Ride (must bring your own \$1)



Divisions

03: Youth/FFA

Groom Squad Rules and Regulations Section C

Groom Squad will be held Friday. Time will be announced and posted at the Horse Office.

1. Youth and FFA can show together.
2. No commercial products allowed (shampoo, detangler, etc.)
3. One team member must be at the Horse Office at 3:00pm to take a test. Bring your own pencil.
4. Teams must bring own bucket and grooming equipment.
5. One team member must be prepared to show horse after coming by team.

*Now I can run on the wind
 My skin like a velvet shiver on the breeze
 My hoofs passing over the grass
 In leaps too great to be measured
 My mane tumbling like the boiling clouds
 You will feel my breath
 In the warmth of summer
 You will hear my heart beat
 In the sounds of the sky
 Now I can run
 In these great wide rolling hills of time
 I am truly free
 Here in the spaces of your heart
 - Nancy J. Bailey*

HORSE (cont.)

OPEN HORSE Department 04A

Schedule will be posted at www.othellofair.org and at the Horse Office during the fair.

Rules and Regulations

1. All Open Show entries must be completed and turned in to the Horse Office with payment before 8:00am the morning of the show. Show starts at 8:30am. *Entries will be accepted by mail until the day of show.
2. Open Show horses are **NOT** allowed in a stall without permission of the Horse Office.
 - a. A stall card from the Horse Office is to be displayed no matter how long the horse is in the stall.
 - b. Horses may be stabled during fair week. Check-in Tuesday between 2:00pm and 8:00pm.
 - c. All horses stabled must be entered in scheduled fair classes and must remain until Sunday morning release time of 8:00am.
 - d. Stallions will not be stalled.
- e. Stalls **MUST** be cleaned daily, prior to the fair gates opening to the public (8:00am), as well as prior to them closing to the public at the end of each day (10:00pm Wed/Thurs, 11:00pm Fri, 12:00am Sat)
- f. Horses **MUST** always have water and be fed regularly. No abuse or neglect of horses will be tolerated. This will be grounds for disqualification and removal from the fair with forfeiture of premium monies and the exhibitor will be prohibited from competing the following year.
- g. Open Show horses needing stalled for the day and horses used in the Rodeo Queen competition must contact the superintendent for stalling information.
- h. All horses are allowed to exit the fair after their stall is stripped and inspected.
- i. Failure to strip the stall clean prior to leaving will result in a **\$20 fine**. If the fine is not paid it will be applied to the following year's entry.
3. Open Western Games will run concurrently with 4-H/FFA Western Games (see 4-H/FFA section for games list and information).
4. Open Trail will run concurrently with 4-H/FFA Trail. Open Trail will include:
 - a. Lead Line
 - b. In Hand Trail
 - c. Trail
5. This is a non-sanctioned/non-affiliated horse show. Any issue regarding conduct, safety, health, and well-being of a horse will be directed to the superintendent.
6. All guidelines for how disputes will be handled are posted in the Horse Office. Once a ruling is made by the superintendent, Livestock Committee, judge and/or Othello Fair Association the ruling is **FINAL** and will be upheld by all involved.
7. All classes will follow United States Equestrian Federation (USEF) rules.
8. Ribbons will be awarded in each class.
9. Large classes may be divided. The judge will choose their top horse/rider pairs to return for final judging.
10. Youth and FFA exhibitors can cross over into the Open Horse division.
 - a. The same number will be worn.
 - b. Project horses are not allowed to compete in the Open Horse Trail and Open Horse Games.
11. All horse exhibitors/riders (including leaders or an open exhibitor under the age of 18) **MUST** wear an ASTM approved helmet when mounted.

12. **NO** riding a horse using a halter as a bridle.
13. **NO** riding in the barns. **NO** riding doubles. Riders **MUST** always have one hand on the reins.
14. Any sick or injured animal must be reported to the superintendent **IMMEDIATELY**.
15. Jr. exhibitors 17 years old & under must always have an adult (parent/guardian/trainer/coach) present on the grounds.
16. Stallions may only be shown by exhibitors 18 years old and over.
17. Tack must be consistent with Division (*English tack in English classes, Western tack in Western classes*)
18. Green Horse or Rider: Horse or rider must be in their 1st or 2nd year showing in their division.
19. Western Equitation, Ranch Riding and Showmanship patterns will be available at the Horse Office.
20. Class entries cannot be accepted at the gate and must be in the Horse Office prior to the class starting. Entry fees for missed or scratched classes are forfeited and will not be deducted from amounts owing.
21. Unsportsmanlike conduct and reckless or abusive behavior will not be tolerated and may result in dismissal from the grounds and forfeiture of all entry fees.

Premium Points
Blue 25, Red 15, White 10

Divisions:

- 30 – Open Youth Walk/Trot
- 10 – Open Youth (*under Age 13*)
- 15 – Open Youth (*Ages 14-18*)
- 31 – Open Adult (*Ages 19-39*)
- 35 – Open Adult (*Ages 40+*)

OPEN HORSE Section D

Classes:

1. Halter Geldings (*all breeds, all ages*)
2. Halter Mares (*All breeds, all ages*)
3. Halter Stallions (*All breeds, all ages*)
4. Ranch Horse Confirmation
5. Showmanship Youth Walk/Trot
6. Showmanship Youth (*18 & under*)
7. Showmanship Adult (*19 & over*)
8. Western Equitation Walk/Jog (*All ages*)
9. Western Equitation Youth (*18 & under*)
10. Western Equitation Adult (*10 & over*)
11. Western Pleasure Open Walk/Jog (*all ages*)
12. Western Pleasure (*Youth 18 & under*)
13. Western Pleasure (*Adult 19 & over*)
14. English Equitation Open Walk/Trot (*all ages*)
15. English Equitation (*youth 18 & under*)
16. English Equitation (*Adult 19 & over*)
17. English Pleasure Open Walk/Trot (*all ages*)

18. English Pleasure Youth (*18 & under*)
19. English Pleasure Adult (*19 & over*)
20. Ranch Horse Rail
21. Ranch Riding (*Pattern Class*)

DRAFT HORSE PULLING CONTEST

Youth & FFA Groom Squad
(*Must pre-register on Wednesday with team member names in Horse Office*)

Draft Horse Contest
Friday 5:00pm

Open Horse Show Begins
Saturday 8:00a.m

(*See class list for order of show*)

Following the Performance Classes will be the scheduled fun classes. Fun classes may be subject to change as time allows.




EXHIBIT BUILDING

Superintendent:

Jackie Sue McFarlin 509-847-3376

Decorations & Lots of help by Angie Gilbert & Kendel Cochrane

Senior 60+

Adult 18 - 59

Youth 17 & under (unless otherwise stated)

Open Class: Best of Show (Youth, Adult and Senior) and Superintendent Awards are \$25.00 each

REGISTRATION CLOSES **September 1, 2025**

ENTRIES WILL BE ACCEPTED ON TUESDAY BEFORE THE FAIR FROM 10:00AM TO 7:00PM.

A Handmade Gift

Written by Amanda Evanson

A gift that's handmade.
Is a gift not replaced
Entrapping sweet memories
That can't be erased

The time and the talent
That goes into crochet
Is where the real gift lies
When giving art away

Made with two hands
And the love of ones' heart
Handmade is extraordinary
And a true work of art.

So when receiving handmade
Rather than store bought
Know in your heart
That someone loves you a lot!

HOMEMAKERS CONTEST

Two Categories – Adult & Youth
Department 11

1st Place \$25

1. Enter exhibits in four of the following Homemaker Department: Food Preservation, Baked Foods, Horticulture, Flowers, Clothing and Needlework.
2. Exhibitors must have entries in at least four departments. It is not necessary to enter all six departments, but exhibitors must have received one blue ribbon in four of the Homemakers Departments.
3. The contest is open to **ALL** age groups. Entries will be divided using the age designations above.
4. Exhibitors must notify each department superintendent of their participation exhibit item in this contest.
5. The superintendents will determine the placing.
6. Entries will be judged on originality, overall appearance (eye appeal) and fair theme.



*Don't forget each entry is judged with the fair theme as gaining additional points, so remember to include this year's fair theme in each of your exhibits for this event. Also, you must receive a blue ribbon for at least one item in four of the departments, so be certain to enter several items in each department. Good luck to all entrants. Wives, daughters, sons, mothers, fathers, bachelors, grandmas, and grandpas, this is your chance to prove what you can do. Let's make this contest fun to win.

Anyone can do this!

ART

Department 12

Superintendent:
Samantha Copas
The Old Hotel Art Gallery

Premium Points:
Blue 30, Red 20, White 10

Rules and Regulations

1. Please read ALL of the sections: Policies, Rules and Regulations within this book.
2. Each artist may enter a total of 10 pieces in this department.
3. Entries MUST be the work of the exhibitor and made since the last fair.

4. All art for entrants ages 15 and over must be securely framed and/or matted and wired for hanging with a means of support suitable for the weight of the artwork. If entries do not meet the standard of the superintendent, they may be rejected.
5. Artwork that does not appeal to family values will not be accepted.
6. Artwork not eligible for entries will be gratefully accepted (if space is available) for display only under "Share your Creations".

Divisions:

- 10 – Open Youth (17 and under)
- 11 – Open Adult (18-59)
- 12 – Open Senior (60+)

ORIGINAL ART Section A

COPIES Section B

CLASSROOM Section C

Classes:

1. Digital
2. Drawing
3. Mixed Media
4. Painting
5. Other

BAKED GOODS

Department 15

Janice Baginski
Cow Path Bakery

HOMEMAKER CONTEST

See complete contest rules for Department 99. Exhibitors must notify department superintendent of their participation in this contest and designate item for the contest.

Rules and Regulations

1. All entries will be judged on the same day they are entered.
2. Bring a whole loaf of bread and a whole cake, they will be cut as they are entered. You may then take the bread or cake home if desired.
3. One entry only in each class in each division.



4. All foods must be made from basic ingredients.
5. Foods brought will be put on 5"x 5" plate by the assistant and paced in ziplock bag after judging.
6. Amount or number is listed after entry and at the top of each section.
7. Baked foods will be cut at the discretion of the judge.
8. Entry MUST be the work of the exhibitor.

FAIR BAKING AWARDS

To promote the use of wheat products, the Washington Association of Wheat Growers offers the following awards to the best overall exhibits in the yeast baking category ~Judge's decision.

ADULT/SENIOR

First Place: Cookbook and Rosette Ribbon
Second Place: Cookbook

YOUTH

First Place: Cookbook and Rosette Ribbon
Second Place: Cookbook

Divisions

- Open Youth (17 and under)
- Open Adult (18-59)
- Open Senior (60+)

QUICK BREADS**Section A**

Premium Points (Section A-I):

Blue 20, Red 15, White 10

Classes:

***Quick Breads bring the whole loaf**

1. Quick Coffee Cake
2. Banana Bread
3. Zucchini Bread
4. Other Quick Breads

***Bring a Quantity of 5 per class**

5. Cake Type Donuts
6. Baking Powder Biscuits
7. Plain Muffins
8. Wheat **whole or 50% wheat*
9. Bran Muffins
10. Fruit Muffins
11. Other Muffins

COOKIES**Section B**

Classes:

***Bring a Quantity of 5 per type**

1. Cereal Drop
2. Chocolate Drop
3. Fruit or Nut Drop
4. Chocolate Chip Drop
5. Other Drop
6. Peanut Butter
7. Other Shaped
8. Rolled
9. Refrigerator and Variety
10. Cookie Press
11. Brownies
12. Other Bars
13. No Bakes
14. Filled
15. Other

YEAST PRODUCTS**Section C**

Classes:

***Bring a Quantity of 5 per class**

1. Cinnamon Roll
2. Donuts
3. Plain Rolls
4. Sweet Rolls
5. Wheat Rolls, whole or 50% wheat

Yeast Bread bring whole loaf

6. White Bread
7. Wheat Bread, whole or 50% wheat
8. Rye Bread
9. Coffee Cake or Tea Ring
10. French Bread
11. Sourdough Bread
12. Other, 5 or whole loaf

CAKES**Section D**

Classes:

***bring cakes whole**

1. Sponge or Chiffon, unfrosted
2. Angel Food Cake, unfrosted
3. White, Frosted
4. Yellow, Frosted
5. Chocolate, Frosted
6. Other Frosted
7. Holiday Fruit Cake
8. Cupcakes, frosted (5)

PACKAGE CAKE MIXES**Section E**

Division:

Open Youth – 6 grade and under (only)

Classes:

***bring cakes whole**

1. Angel Food Cakes, unfrosted
2. Cakes or Cupcakes, frosted.
3. Cookies (5)
4. Muffins or Biscuits (5)
5. Other

DECORATED CAKES

(does not require entry to be edible)

(Judged on Appearance Only)**Section F**

Classes:

1. Decorated using Fair Theme
2. Decorated

PIES**Section G**

Classes:

***Bring whole 8" pie**

1. Cherry, single crust
2. Cherry, double crust
3. Berry, single crust
4. Berry, double crust
5. Pie shell, single-no filling
6. Apple, single crust
7. Apple, double crust
8. Rhubarb, single crust
9. Rhubarb, double crust
10. Other, single crust
11. Other, double crust, No filling

CANDY**Section H**

Classes:

***Bring a Quantity of 5 per type**

1. Almond Roca
2. Divinity
3. Fudge
4. Peanut Brittle
5. Taffy
6. Uncooked
7. Other

MACHINE BREADS

(Honorable Mention Only-Bring Whole Loaf)

Section I

Classes:

***Bring a quantity of 5 per class**

1. Cinnamon Roll
2. Donuts
3. Plain Rolls
4. Sweet Rolls
5. Wheat Rolls, whole wheat or 50%
6. Other

***Bring whole loaf**

7. Coffee Cake or Tea Ring
8. French Bread
9. Rye
10. Sourdough Bread
11. Wheat bread, whole or 50%
12. White Bread
13. Other

FOOD PRESERVATION

Department 16

Superintendent: Joann Rowley & Charlotte Johnson

Divisions:

- 10 – Open Youth
- 11 – Open Adult
- 12 – Open Senior

Rules and Regulations

1. Only one entry in any one class per exhibitor, except as noted. All entries must be the sole work of the exhibitor.
2. All canned foods, jam and jelly must be exhibited in clear, standard canning jars.
3. All jar rings must be removed.
4. No wax seals on jams and jellies.
5. Entries must be labeled with method of processing, hot pack or cold pack method, processing time, altitude, product name and date of processing. Apply label to lower half of jar. Processing times must follow USDA recommendations, which are available from the Adams County Extension Service.
6. A recipe must be submitted with ALL tomato products and pickle products.
7. All dehydrated foods must be exhibited in small zip lock bags with labels indicating product name, pre-treatment, drying method (sun, oven or dehydrator) and processing date. If no pre-treatment is used, state, "No Pre-treatment".
8. All entries must be opened at the discretion of the judges.

9. Superintendent has the privilege to add classes.
10. Entries MUST be the work of the exhibitor.

FRUITS

Section A

Premium Points:

Blue 30, Red 20, White 10 (Sections A-G)

Classes:

1. Apples (pieces or strained)
2. Apricots
3. Black or Boysenberries
4. Cherries, dark sweet
5. Cherries, light sweet
6. Cherries, sour pitted
7. Fruit Salad Mix
8. Loganberries or Huckleberries
9. Pears
10. Plums
11. Raspberries
12. Rhubarb
13. Peaches
14. Nectarines
15. Fruit Pie Filling
16. Other

VEGETABLES

Section A

Classes:

1. Asparagus
2. Beans, snap
3. Beets
4. Cabbage
5. Carrots
6. Corn, cream style
7. Corn, whole kernel
8. Peas
9. Tomatoes
10. Zucchini
11. Other

MEATS

Section C

Classes:

1. Beef
2. Fish
3. Mincemeat
4. Pork
5. Poultry

JAMS & JELLIES

Section D

Classes:

(3 kinds allowed in each class)

1. Conserves
2. Fruit Butter
3. Jams
4. Jellies
5. Marmalade
6. Preserves

PICKLES

Section E

Classes:

1. Beet
2. Bread & Butter
3. Cut or Sliced Cucumber
4. Dill
5. Fruit
6. Pickled Vegetables (2 kinds allowed)
7. Relish (2 kinds allowed)
8. Sauerkraut
9. Whole Sweet cucumber
10. Zucchini
11. Other

JUICES & SYRUPS

Section F

Classes:

1. Apple
2. Cherry
3. Grape
4. Tomato or V-8
5. Other Juice
6. Berry Syrup
7. Other Syrup

SAUCES & SOUPS

Section G

Classes:

1. Applesauce
2. Barbeque Sauce
3. Beef Soup
4. Chili Sauce
5. Hot Sauce
6. Other Sauce
7. Poultry Soup
8. Spaghetti Sauce
9. Tomato Sauce
10. Vegetable Soup
11. Other

DRIED FRUITS & VEGETABLES

(Display in Ziplock bags)

Section H

Premium Points:

Blue 20, Red 15, White 10

Classes:

1. Dried Leathers (2 types)
2. Fruits (3 types)
3. Herbs (3 types)
4. Meat Jerky (1)
5. Trail Mix/Granola
6. Vegetables (3 types)



CASUAL WEAR

Section B

Classes:

1. Blouse/skirt – Women's
2. Boy's Suit
3. Costumes
4. Dress
5. Jacket
6. Knit wear/Fleece wear
7. Playsuit/Jumper
8. Shirt-Men's
9. Sleep wear/Lounge wear
10. Vest
11. Other

CHILDREN'S CLOTHES

Section C

Classes:

1. Baby Clothes, 2-piece
2. Boy's Suit
3. Costume
4. Fancy Dress
5. Girl's Pant set/Skirt set
6. Jeans/Overalls
7. Pants
8. Playsuit/Swimsuit
9. School Dress
10. Shirt or Blouse
11. Sleepwear (short or long)
12. Sports Garment
13. Other



SEWING

Department 17

Superintendent: Karen Norton

Rules and Regulations

1. Articles that are soiled will not be judged.
2. All exhibits will have been made since the last fair and made by exhibitor.
3. Entries are limited to two per class.
4. Points listed at the beginning of each section.

Divisions:

10: Open Youth

11: Open Adult

12: Open Senior

SPECIALTY

Section A

Premium Points (Section A-F):

Blue 20, Red 15, White 10

Classes:

1. Apron (peasant, work, cobbler, etc.)
2. Baby Blankets
3. Bib
4. Decorations
5. Doll Accessories
6. Doll Wardrobe
7. Dress Accessory (hat, gloves, stole, purse, etc.)
8. Handbags
9. Pillow
10. Potholders
11. Stuffed Animals
12. Table Runners
13. Totes
14. Undergarment
15. Other

KNIT FABRICS

Section D

Classes:

1. Blouse or Top
2. Shorts
3. Slacks
4. Dress
5. Tab Neck Shirt
6. Swimsuit
7. Other

KNIT FABRIC LINGERIE

Section E

Classes:

1. Slip
2. Bra
3. Panties
4. Nightgown
5. Other

KIT or DESIGNER ORIGINAL

Section F

Classes:

1. Articles from a kit
2. Designer – original pattern
3. Other

ADVANCED SEWING

Section G

Premium Points:

Blue 30, Red 20, White 10

Classes:

1. Sport Outfit (2 or 3 pieces)
2. Afternoon Dress (other than wool)
3. Wool Dress (1 or 2 pieces)
4. Party Dress (long or short)
5. Lined Jacket
6. Dolls & Doll Clothing
7. Other

WOMAN'S TAILORED

SUITS/COATS

Section H

Premium Points:

Blue 30, Red 20, White 10

Classes:

1. Women's Tailored Suit
2. Women's Tailored Coat
3. Winter Coat
4. Other

MEN'S TAILORED SUIT & COATS

Section I

Premium Points:

Blue 30, Red 20, White 10

Classes:

1. Man's pant
2. Man's Tailored Coat
3. Man's Tailored Suit



CRAFTS

Department 18

Superintendent: Open

Rules and Regulations

1. Please read ALL of section: Policies, Rules and Regulations, in premium book.
2. Only one entry in each class.
3. All framed or matted work must be ready and wired for hanging.
4. Entry must be original work of exhibitor.
5. Articles must be made since last fair.
6. Judging standards:
 - a. Craftmanship (neatness)
 - b. Design (balance, contrast, rhythm, proportion, color)
 - c. Originality

Divisions:

10: Open Youth

11: Open Adult

12: Open Senior

Original Crafts (no kits)

Section A

Premium Points:

Blue 20, Red 15, White 10

Classes

1. Artificial Flowers (arrangement)
2. Basketry
3. Beading
4. Driftwood Articles
5. Enameled Copper Craft
6. Felt Craft
7. Glass
8. Jewelry (shells, stones, etc.)
9. Leather Craft
10. Magnet Craft
11. Metal Craft
12. Mosaics
13. Plastic Craft
14. Straw Craft

15. Block Prints
16. Burlap
17. Ceramics
18. Clay
19. Collages
20. Decoupage
21. Dough
22. Dresses Doll (foreign or story book)
23. Eggs
24. Feather Craft
25. Foam
26. Hand Painted Porcelain
27. Handmade game
28. Handmade toy
29. Holiday Crafts
30. Lamps
31. Lincoln Logs
32. Matchsticks or popsicle sticks
33. Mobiles
34. Model Buildings or Houses
35. Model Farm Machinery
36. Net
37. Other
38. Paper
39. Pinecones
40. Plaster of Paris
41. Puppets
42. Rocks
43. Shell Crafts
44. Soap
45. String Craft/Cymograph
46. Stuffed animal or doll
47. Wall Plaque
48. Wax
49. Wood

Articles from Kits

Section B

Premium Points:

Blue 15, Red 10, White 5

Classes:

1. Leather Kits
2. Mosaics
3. Paint by number (any media)
4. Plastic Kits
5. Other

Movable Articles (Swing, Ferris Wheel, etc.)

Section C

Premium Points:

Blue 20, Red 15, White 10

Classes:

1. Erector Sets
2. Vehicles

FIELD CROPS

Department 19

Superintendent:

Bruce Lynch

Rules and Regulations

1. Only grain produced in the most relevant harvest year shall be eligible for entry except when otherwise stated.
2. Threshed grains and seeds shall be displayed in clear glass jars furnished by the exhibitor.
3. Small seeds like alfalfa in half pint jars, large seeds like wheat and beans in quart jars.
4. NOTE! Entries are judged on "uniformity" of size, shape, color and quality.
5. Always list variety on entry.
6. Crops not listed enter in horticulture (example: melons, tomatoes, peppers, etc.)

Divisions:

10: Open Youth

11: Open Adult

12: Open Senior

Premium Points

(Section A-G except as noted)

Blue 30, Red 20, White 10

GRAIN

Section A

Classes:

1. Barley
2. Oats Dark
3. Oats White
4. Triticale
5. Wheat Hard Red
6. Wheat Soft Red
7. Other Grains

LARGE SEED (Quart Jars)

present to prior year

Section B

Classes:

Large Seed

1. Corn, Field
2. Corn, Other
3. Corn, Popcorn
4. Dry Beans Navy
5. Dry Beans Pinto
6. Dry Beans Red
7. Dry Beans Small White
8. Dry Beans Small Other
9. Dry Peas Edible Green
10. Dry Peas Edible Yellow
11. Dry Peas Forage
12. Dry Peas Other
13. Sunflower
14. Other Large Seed

SMALL SEED (Pint Jar)

most current harvest

Section C

Classes:

1. Alfalfa
2. Clover
3. Dried Buckwheat Seed
4. Dried Canola Seed
5. Dried Carrot Seed
6. Dried Dill Seed
7. Dried Mustard Seed
8. Dried Onion Seed
9. Dried Radish Seed
10. Grass
11. Other Small Seeds

ROW CROPS

Section E

Classes:

1. Onions, yellow, plate of 5
2. Onion, white, plate of 5
3. Onions, red, plate of 5
4. Potatoes, Russet Burbank 5 tubers
5. Red Potatoes, 5 Tubers
6. Potatoes, Other varieties, 5 tubers
7. Peppermint Oil, 2 oz. container
8. Spearmint Oil, 1 oz. container
9. Ear Corn, 3 ears
10. Special Potato, oddity in natural state

BEE PRODUCTS

Section F

Classes:

1. Honey, 1 quart, no label
2. Honey display, hive, gloves, etc. (no name or label)

TREE CROPS

Section G

Classes:

1. Apples
2. Nuts
3. Soft Fruit
4. Other

WASHINGTON "SPUD" CONTEST

Section H - Classes:

1. Biggest Potato (by weight, not length)
2. Most Unique (judged by oddity, color, size, shape in its "natural state")

\$25 prize for the winner in each category, all other entries will receive a participation ribbon. Anyone can enter, there are no age divisions. **One entry per category, per person.**





FLOWERS

Department 20

Superintendent:

Donna Roper & Myra Walter

Rules and Regulations

1. Vases are furnished for cut flower specimens.
2. Exhibits must be grown by the exhibitor. The exhibit should be named before entering.
Example: Rose Hybrid Tea
3. Foliage must be exhibited with specimen blooms. Always leave foliage (at least two leaves on the flowers entire if leaves occur naturally on the stem).
4. If class calls for spray, there must be two to five blooms open and/or showing color.
5. Flowers in each lot must be same in color.
6. The Superintendent will accept flowers of different colors or variety as separate entries in a class. (Example: an orange "Tropicana" tea rose, and a red/white "Fire & Ice" tea rose as separate entries).

7. ALL blooms and foliage MUST be clean and bug free, no wilted flowers will be accepted.
8. Exhibitors are encouraged to replace any wilted blooms during the fair.

Divisions:

10: Open Youth

11: Open Adult

12: Open Senior

Flower Arrangements

Section A

Premium Points:

Blue 30, Red 20, White 10

Rules and Regulations

1. All designs must have been arranged by the exhibitor.
2. Flowers and foliage need not be grown by the exhibitor.
3. Driftwood, weathered weed, figurines, candles or other accessories may be used.
4. Fresh cut plant material must be used unless otherwise stated in class.
5. A minimum of dried and treated plant material may be used unless otherwise stated.
6. Artificial flowers, fruit or foliage will not be accepted in the flower department.
Coloring of plant material is not allowed.
7. Exhibitor provides container for arrangement.

Classes:

1. "Countryside", dried materials
2. "Early Settlers", using antique containers.
3. "Fair Theme", arrangements
4. "Wagon West", using decorative wood

Section B

Aster: Three blooms per entry

Section C

Begonias: Plant must not have been previously exhibited at the Othello Fair. Diameter of container must not exceed 12"

Section D

Chrysanthemums: Spray at least 3 blooms

Section E

Dahlias: One bloom and adequate stem with attached foliage, short stem acceptable

Section F

Gladiolas: You may enter as many exhibits as you wish, must be different colors. Glad's should be 1/3 blooms, 1/3 bud, 1/3 closed.

Section G

Marigolds: Three blooms per entry with attached foliage

Section H

Petunias: One spray consisting of two to five blooms, open and/or showing color, groomed

Section I

Roses: Roses are judged on form, substance color, stem, foliage, and proportion. At the time of judging an exhibition rose should be one bloom, 1/4 to 1/2

Section J

Zinnias

Section K

Miscellaneous: Many varieties of annuals and perennial bloom during late summer. Any annual or perennial not listed above, or flowering shrub is welcome in this category. Be prepared to identify your exhibit. May enter more than one in each class but must be a different kind of flower.

Classes:

1. Annual
2. Perennial
3. Bulb Grown
4. Cactus
5. Other

CONTAINER GROWN PLANTS

Section L

Rules and Regulations

1. Houseplants must have been in possession of an exhibitor for at least 3 months.
2. Plant must not have been previously exhibited at Othello Fair.
3. The diameter of the container must not exceed 12".
4. The diameter of the plant must not exceed 30".
5. Leaves must not be waxed.
6. Must be in their container for at least two months before the fair.

Classes:

1. African Violets
2. Begonia
3. Cactus
4. Coleus
5. Dish Garden
6. Fern
7. Flower Plant
8. Geranium
9. Hanging Basket
10. Ivy
11. Potted Tree
12. Terrarium
13. Any other potted plant

Section M

Dried Plants (Everlasting Flowers) exhibitor must be able to identify specimens

Classes:

1. Annuals, 3 blooms
2. Chinese Lantern, 1 spray
3. Globe Amaranth, 3 blooms
4. Grasses
5. Herbs, 3 sprigs or blooms
6. Honesty (money plant), 1 spray
7. Perennial, 3 blooms
8. Statice, 3 stems, mixed color
9. Statice, 3 stems, one color
10. Strawflowers, 3 stems, mixed color
11. Strawflowers, 3 stems, one color
12. Wildflowers, 3 blooms
13. Other

HORTICULTURE

Department 21

Superintendent: Open

HOMEMAKER CONTEST

See complete contest rules for Department 99. Exhibitor must Notify department superintendent of their participation in this contest and designate item for contest.

Rules and Regulations

1. Plates, trays and water containers for herb display will be provided.
2. Wash, brush to remove soil. NO WAXING.
3. Trim tops, stems and roots as stated for class entering.
4. Please give the correct name of the variety entered.
5. Produce should be yard/garden grown, **not field/farm grown**.
6. Exhibits must be grown by exhibitor.

Divisions:

- 10: Open Youth
- 11: Open Adult
- 12: Open Senior



VEGETABLES

Section A

Premium Points (Section A-E)

Blue 20, Red 15, White 10

1. Beans, green snap, 6 pods	30. Kohlrabi, 3 bulbs	59. Radishes, tops trimmed to 2" (6)
2. Beans, snap, other varieties, 6 pods	31. Novelties (specify)	60. Rhubarb, Stalk full length (5)
3. Beans, lima, 6 pods	32. Okra, 5 pods	61. Rutabagas (3)
4. Beets, baby, 6 greatest diameter 1-1/2"	33. Onion, white, outer skins removed (3)	62. Squash, crookneck or straight neck, up to 8" long (2)
5. Beets, table, 5, 1-1/2" to 3"	34. Onion, yellow, outer skins removed (3)	63. Squash, scallop, up to 4" in diameter (2)
6. Broccoli, 2 heads	35. Onion, red, outer skins removed (3)	64. Squash, scallop, up to 8" in diameter (6)
7. Brussels Sprouts (6)	36. Parsnip, 1-1/2" to 3-1/2" in diameter (3)	65. Squash, Zucchini, up to 10" long (3) meter
8. Cabbage, 1 round head	37. Peas, eating stage, 12 pods	66. Squash, Zucchini, 1 mature (bread stage), up to 14" long (1)
9. Cabbage, 1 pointed head	38. Peas, other, 12 pods	67. Squash, spaghetti, 1 mature
10. Red Cabbage, 1 head	39. Peppers, hot or chili (3)	68. Squash, Acorn, Danish, or Table Queen, 1 mature
11. Cauliflower, 1 head	40. Peppers, sweet, red (3)	69. Squash, Jersey Golden Acorn, 1 mature
12. Carrots, baby, up to 1" diameter (5)	41. Peppers, sweet, green (3)	70. Squash, Banana, 1 mature
13. Carrots, table 1" to 2" in diameter (5)	42. Peppers, sweet, yellow (3)	71. Squash, Buttercup, 1 mature
14. Carrots, more than 2" in diameter (5)	43. Peppers, sweet, white (3)	72. Squash, Butternut, 1 mature
15. Celery, 1 stalk	44. Peppers, sweet, purple (3)	73. Squash, Golden Hubbard, 1 mature
16. Sweet Corn, 3 ears roasting stage	45. Peppers, Jalapeno (3)	74. Squash, Green Hubbard, 1 mature
17. Sweet White Corn, 3 ears	46. Peppers, yellow sweet banana (3)	75. Squash, Marble Head, 1 mature
18. Corn, pop, 3 mature ears up to 8" long (2)	47. Peppers, Serrano Hot, red, green (3)	76. Squash, other (specify), 1 mature
19. Corn, ornamental or Indian, 3 mature ears	48. Peppers, Hungarian Wax (3)	77. Tomatoes, (ripe), stem intact (4)
20. Corn, other, 3 ears	49. Peppers, Habanero hot green (3)	78. Tomatoes, (green), stem intact (4)
21. Cucumber, sweet pickling, up to 2-1/2" long (5)	50. Peppers, other (3)	79. Tomatoes, red cherry, stems intact (6)
22. Cucumbers, pickling, 2-1/2" to 5" long (5)	51. Potatoes, Russet variety (3)	80. Tomatoes, pear, stems intact (6)
23. Cucumbers, slicing, over 5" long (3) up to 14" long (1)	52. Potatoes, round, red (3)	81. Tomatoes, salad, ripe (4)
24. Cucumbers, Burpless, over 5" long (3)	53. Potatoes, round, white (3)	82. Tomatoes, salad, green (4)
25. Cucumbers, Lemon (3)	54. Potatoes, Yukon Gold (3)	83. Tomatoes, lemon, stems intact (5)
26. Cucumbers, Other (5)	55. Potatoes, other (specify) (3)	84. Tomatoes, Roma (4)
27. Eggplant, 1 mature	56. Pumpkin, pie variety, stem intact, under 15 lbs. (1)	85. Tomatillos, stems intact (6)
28. Eggplant, Japanese (1)	57. Pumpkin, large (jack-o lantern type) 10+ lbs., (1)	86. Turnips, stems trimmed to 1" (5)
29. Kale, 1 stock	58. Pumpkin, miniature (2)	87. Other vegetables (specify)

OTHER GARDEN PLANTS**Section B**

All fresh herbs listed below should be tied in 1" diameter bundles with stems 5" long. Exhibits will be displayed standing in water to maintain freshness. Containers will be provided.

Classes: (5 stems each unless otherwise stated)

1. Basil
2. Chives
3. Coriander
4. Dill, 3 mature heads
5. Garlic, 6 bulbs
6. Gourds
7. Horse Radish, 3 roots
8. Lavender
9. Marjoram
10. Oregano
11. Parsley
12. Peppermint
13. Rosemary
14. Sage
15. Spearmint or mature mint
16. Sunflower head, 1 mature.
17. Thyme
18. Other (Specify)

MELONS**Section C**

Classes: (1 mature melon)

1. Cantaloupe or Muskmelon
2. Crenshaw
3. Honey Dew
4. Watermelon
5. Other (specify)

SMALL FRUITS**Section D**

1. Grapes
2. Blueberries
3. Cherries
4. Other (specify)

X-LARGE SPECIMENS**Section E**

NO premium points will be given in Section D. Largest specimen in each class will receive a blue ribbon, all other participants will receive participant ribbons.

Classes:

1. Cabbage
2. Cucumber
3. Pumpkin
4. Squash
5. Watermelon
6. Zucchini

NATURE FREAKS AND NOVELTY HORTICULTURE**Section F**

Specimens entered in this exhibit may be freaks of unusual shapes of known varieties. They may also be varieties strange to this area. **FOR DISPLAY ONLY, RIBBONS ONLY.**

Classes:

1. Natural Freaks
2. Novelty – fruit or vegetable unusual to this area
3. Vegetable Creatures, create your own animal or monster using vegetables. Glue, toothpicks, etc. are

TALLEST SUNFLOWER CONTEST/LARGEST HEAD CONTEST
Section G

Sunflower, complete with head and some root section.

Classes:

1. Largest head: First place \$15
2. Tallest sunflower: First place \$15

**LARGEST PUMPKIN CONTEST****Section G**

\$100 prize for the largest pumpkin (by weight, not measurement) Pumpkin will need to be weighted at a certified scale before bringing them to the fair with a printout of the verified weight. Questions or locations of scales contact Jackie Sue McFarlin at 509-847-3376.

NEEDLEWORK

Department 22

Superintendent:
Christine Rodriguez
Diana Valdez

Rules and Regulations

1. Only two entries in each class.
2. Entry must be completed by the exhibitor, after the fair last year.
3. Articles for Display Only and marked as such, gladly accepted if space allows.
4. Standards for judging:
 - a. Suitability of color and design
 - b. Simplicity of decorativeness for purpose
 - c. Cleanliness (NO pet hair)
 - d. All entries must be complete
 - e. Workmanship
5. Exhibits must be the work of the exhibitor.

Divisions:

- 10: Open Youth
- 11: Open Adult
- 12: Open Senior

HOT PADS, POTHOLDERS, MITTS, HANGERS, OR PIN CUSHIONS

Section A

Premium Points:
Blue 30, Red 20, White 10

Classes:

1. Crocheted
2. Cross Stitch
3. Hand Sewn
4. Knitted
 - a. Hand
 - b. Machine
5. Needlepoint (no threads or unfinished ends)
6. Woven
7. Other

TEA TOWELS (set of 2)

Section B

Premium Points:
Blue 20, Red 15, White 10

Classes:

1. Crocheted
2. Cross Stitched
3. Embroidered
4. Other

PILLOWCASES (must be a pair)

Section C

Premium Points:
Blue 20, Red 15, White 10

Classes:

1. Embroidered
2. Cutwork
3. Crocheted Trim
4. Cross Stitch
5. Tatted
6. Other

DECORATED PILLOWS

Section D

Premium Points:
Blue 20, Red 15, White 10

Classes:

1. Bargello
2. Crewel
3. Crocheted
4. Cross Stitch
5. Embroidered
6. Hooked Pillows
7. Knitted
8. Needlepoint
9. Pieced
10. Smocked
11. Other



DOILY, CENTERPIECE, DRESSER SCARF, TERRY CLOTH OR HANDKERCHIEFS (one piece)

Section E

Premium Points:
Blue 20, Red 15, White 10

Classes:

1. Crocheted
2. Cross Stitch
3. Cut Work
4. Embroidered
5. Knitted
6. Needlepoint
7. Tatted
8. Woven
9. Other

LARGE TABLECLOTH, BEDSPREAD OR AFGHAN

Section F

Premium Points:
Blue 30, Red 20, White 10

Classes:

1. Applique
2. Crochet
3. Cross Stitch
4. Embroider
5. Knit
6. Pieced
7. Woven
8. Other

Two- or Three-Piece Baby Set

Section G

Premium Points:
Blue 30, Red 20, White 10

Classes:

1. Bargello
2. Crocheted
3. Knitted
 - a. Hand
 - b. Machine
4. Needlepoint
5. Woven
6. Other

RUGS**back must be finished with binding***Section H**

Premium Points:

Blue 30, Red 20, White 10

Classes:

1. Braided
2. Crocheted
3. Hooked
4. Knitted
5. Needlepoint
6. Woven
7. Other

SOCKS, SLIPPERS, BOOTIES, MITTENS, PURSE, BONNETS, SCARVES**Section I**

Premium Points:

Blue 30, Red 20, White 10

Classes:

1. Bargello
2. Crocheted
3. Knitted
 - a. Hand
 - b. Machine
4. Needlepoint
5. Woven
6. Other

STOLE, SHAWL, SWEATER, DRESS**Section J**

Premium Points:

Blue 30, Red 20, White 10

Classes:

1. Bargello
2. Crocheted
3. Knitted
 - a. Hand
 - b. Machine
4. Needlepoint
5. Woven
6. Other

WALL DECORATIONS**must be framed with back dust cover and hanger***Section K**

Premium Points:

Large – Blue 20, Red 15, White 10

Small – Blue 15, Red 10, White 5

Classes:

1. Applique
2. Bargello
3. Crewel
4. Cross Stich
5. Embroidery
6. Hooked
7. Needlepoint
8. Unframed
9. Woven
10. Other

CHRISTMAS DECORATIONS**Section L**

Premium Points:

Blue 20, Red 15, White 10

Classes:

1. Crewel
2. Crocheted
3. Cross Stich
4. Embroidered
5. Hooked
6. Knitted
 - a. Hand
 - b. Machine
7. Needlepoint
8. Other

UNUSUAL ITEMS**Section M**

Premium Points:

Blue 20, Red 15, White 10

To qualify for this section, the article must be truly unusual and interesting and not for in the regular section. A history of the article, material used, and its purpose must accompany the article.

**QUILTING****Department 23**

Superintendent

Open

Limit to two entries per section. We realize the computer will allow you to register more than two items per section. This will allow you to dream about items you hope to get done. However, only two items will be accepted per section.

Divisions:

10: Open Youth

11: Open Adult

12: Open Senior

MINI QUILTS AND WALL HANGINGS**Section A**

**size of 45" or less in width; no more than 180" in circumference*

Classes:

1. Hand Pieced, Hand Quilted
2. Hand Pieced, Tied
- 3A. Hand Pieced, Machine Quilted - Self Stitched
- 3B. Hand Pieced, Machine Quilted - Professionally Quilted
- 3C. Hand Pieced, Machine Quilted - Group (more than 1 person)
- 3D. Hand Pieced, Machine Quilted - Combination of Above
4. Machine Pieced, Hand Quilted
5. Machine Pieced, Tied
6. Machine Pieced, Machine Quilted

LARGE QUILT, COMFORTERS, BEDSPREADS

**size of 80" or more in width*

Section A

Premium Points:

Blue 30, Red 20, White 10

MEDIUM QUILT

Section B

**Width greater than 50", less than 80"*

SMALL QUILT, COMFORTERS, BLANKETS

Section C

**size of 30" to 50"*

Classes:

- 1, Hand Pieced, Hand Quilted
2. Hand Pieced, Tied
- 3A. Hand Pieced, Machine Quilted - Self Stitched
- 3B. Hand Pieced, Machine Quilted - Professionally Quilted
- 3C. Hand Pieced, Machine Quilted - Group (more than 1 person)
- 3D. Hand Pieced, Machine Quilted - Combination of Above
4. Machine Pieced, Hand Quilted
5. Machine Pieced, Tied
6. Machine Pieced, Machine Quilted

TABLE RUNNERS, PLACE MATS, AND MUG RUGS

Section E

Classes:

- 1, Hand Pieced, Hand Quilted
2. Hand Pieced, Tied
- 3A. Hand Pieced, Machine Quilted - Self Stitched
- 3B. Hand Pieced, Machine Quilted - Professionally Quilted
- 3C. Hand Pieced, Machine Quilted - Group (more than 1 person)
- 3D. Hand Pieced, Machine Quilted - Combination of Above
4. Machine Pieced, Hand Quilted
5. Machine Pieced, Tied
6. Machine Pieced, Machine Quilted

MISCELLANEOUS QUILTED ITEMS

Section F

Bags, wearables, pincushions, potholders, toys, etc.

Classes:

- 1, Hand Pieced, Hand Quilted
2. Hand Pieced, Tied
- 3A. Hand Pieced, Machine Quilted - Self Stitched
- 3B. Hand Pieced, Machine Quilted - Professionally Quilted
- 3C. Hand Pieced, Machine Quilted - Group (more than 1 person)
- 3D. Hand Pieced, Machine Quilted - Combination of Above
4. Machine Pieced, Hand Quilted
5. Machine Pieced, Tied
6. Machine Pieced, Machine Quilted



PHOTOGRAPHY

Department 24

Superintendent:

Sherri Malone & Sandi Bosch

Jesse Rodriguez

Premium Points:

Blue 25, Red 15, White 10

Divisions:

10 – Open Youth

11 – Open Adult

12 – Open Senior

Rules and Regulations

1. Photos must have been taken within the last 12 months and be the work of the exhibitor.
 2. ALL single photo entries must be displayed on a white background and have (Velcro (T)) type hook.
 3. All photos shall be 5x7 up to 11x14.
 4. Storyboards MUST be matted, must have a minimum of four pictures, be no smaller than 8"x10" nor larger than 11"x14", and tell a story.
 5. Collages MUST be matted, can include no more than six photos and be matted no smaller than 8"x10" nor larger than 11"x14".
 6. Panoramic views MUST be matted and can be as large as 11"x14".
 7. No framed entries allowed, except for DISPLAY purposes only, and will not be judged or awarded points.
 8. Entries will be judged by professional photographers on the following guild lines:
 - a. Quality of shot resolution, sharpness, color and neatness
 - b. Composition rule of thirds, use of lines, balance of composition, smoothness of transitions in panoramas
 - c. Interest timeliness of subject, mass appeal of subject, tie into Othello Fair theme
 - d. Mounting color choice, eye appeal, neatness, follows matting instructions (above)
 - e. Overall presentation, general appearance, 'First Impression'
9. Each exhibitor may enter up to a total of 10 entries in this department.

Classes:

1. Agriculture in Action (photos of agriculture in action)
 2. Nature (landscape, seascapes, etc.)
 3. Architectural (buildings or structures)
 4. Animals in the Wild (including insects)
 5. Household Pets (excluding farm animals)
 6. Garden & Floral (excluding professional agriculture)
 7. Still Life (inanimate object(s) 'posed' for the shot)
 8. People (individuals or groups, posed or candid)
 9. Outdoor Recreation (hiking, climbing, backpacking, golfing, etc.)
 10. Vehicles (parked or in motion)
 11. Sporting Events (the action of the event)
 12. Abstractions (creative use of filters, photoshop techniques etc., where there is no easily identifiable 'subject')
 13. Digitally Enhanced or Altered Photos (subject is still identifiable)
 14. Panoramas (wide angle views of a scene, single or multiple photos)
 15. Story Boards (several photos which tell a story)
 16. Collages (several photos used together to make one artistic statement collectively)
- Farm Animals



WOOD/SHOP WORK

Department 25

Superintendent:
Sharon Rodgers

Large Project Premium Points:

Blue 30, Red 20, White 10

Small Project Premium Points:

Blue 20, Red 15, White 10

**Judging large or small is based on
size and complexity of item.*

Divisions:

10: Open Youth

11: Open Adult

12: Open Senior

Classes:

1. Woodcarving
2. Saw Crafts
3. Metal
4. Woodwork
5. Kits of wood or metal



PAPER ARTS

Department 26

SUPERINTENDENT:

Open

Limit of two entries per class.

Divisions:

10 – Open Youth

11 – Open Adult

12 – Open Senior

DIGITAL BOOK

Section A

Premium Points (Sections A-I):

Blue 15, Red 10, White 5

Classes:

1. Children
2. Family
3. Heritage
4. Holiday
5. Landscapes
6. Vacation
7. Other

DOUBLE PAGE SCRAPBOOK

SPREAD

Section B

Classes:

1. Children
2. Family
3. Heritage
4. Holiday
5. Landscapes
6. Vacation
7. Other

SINGLE PAGE SCRAPBOOK SPREAD

Section C

Classes:

1. Children
2. Family
3. Heritage
4. Holiday
5. Landscapes
6. Vacation
7. Other

CALENDARS

Section D

Classes:

1. Animals
2. Family
3. Holiday
4. Scenery
5. Other

HANGING PAGES

(FRAMED)

Section E

Classes:

1. Animals
2. Family
3. Holiday
4. Scenery
5. Other

CARDS

Section F

Classes:

1. Birthday
2. Embossed Stamping
3. Get Well
4. Holiday
5. Iris Fold
6. Stitching
7. Sympathy
8. Thank You
9. Thinking of You

ALBUMS

Section G

ALTERED CRAFTS

Section H

Classes:

1. Books
2. Notepads/Journals
3. Tins
4. Other

ORIGAMI

Section I

Premium Points

Blue 25, Red 15, White 10

Classes:

1. Animals, Small
2. Animals, Large
3. Birds, Small
4. Birds, Large
5. Bug, Small
6. Bug, Large
7. Other, small
8. Other, large
9. Mobiles

LEGOS

Department 27

Superintendent:
Mark Campbell



Division:

- 01: 0 – 5
- 02: 6 – 8
- 03: 9 – 13
- 04: 14 – 17
- 05: Open Adult
- 05: Open Senior

Rules and Regulations

1. Only one entry in each class.
2. Entry must be the original work of the exhibitor.
3. Entry must be made within the last year.
4. All entries will be judged on its merits as a hobby.
Ribbons to be considered in judging include:
execution, originality, study, possibilities of development,
education value, and general appearance. Larger doesn't make it a better entry.
5. Large entries will need to notify the superintendent.
With dimensions to make sure we have space.
6. The superintendent has the right to accept or refuse any entry.
7. Shelves for display are 15" deep. If you need a larger shelf, please contact the superintendent before bringing the LEGO piece in.

ORIGINAL DESIGN

(no kits)

Section A

Premium Points:

Blue 20, Red 15, White 10

Classes:

- 1. Animals
- 2. Buildings
- 3. People Scenes
- 4. Vehicles
- 5. Other

KITS ONLY

Section B

Premium Points:

Blue 20, Red 15, White 10

Classes:

- 1. Animals
- 2. Buildings
- 3. People
- 4. Scenes
- 5. Vehicles
- 6. Other

ROBOTICS OR ELECTRONICS

Section C

Premium Points:

Blue 20, Red 15, White 10

Classes:

- 1. Animals
- 2. Buildings
- 3. People
- 4. Scene
- 5. Vehicles
- 6. Other



*Thank
you!*

We would like to express our appreciation to all our volunteers,
members, participants, and all of those that have come
to support the Othello Fair!

Thank You!